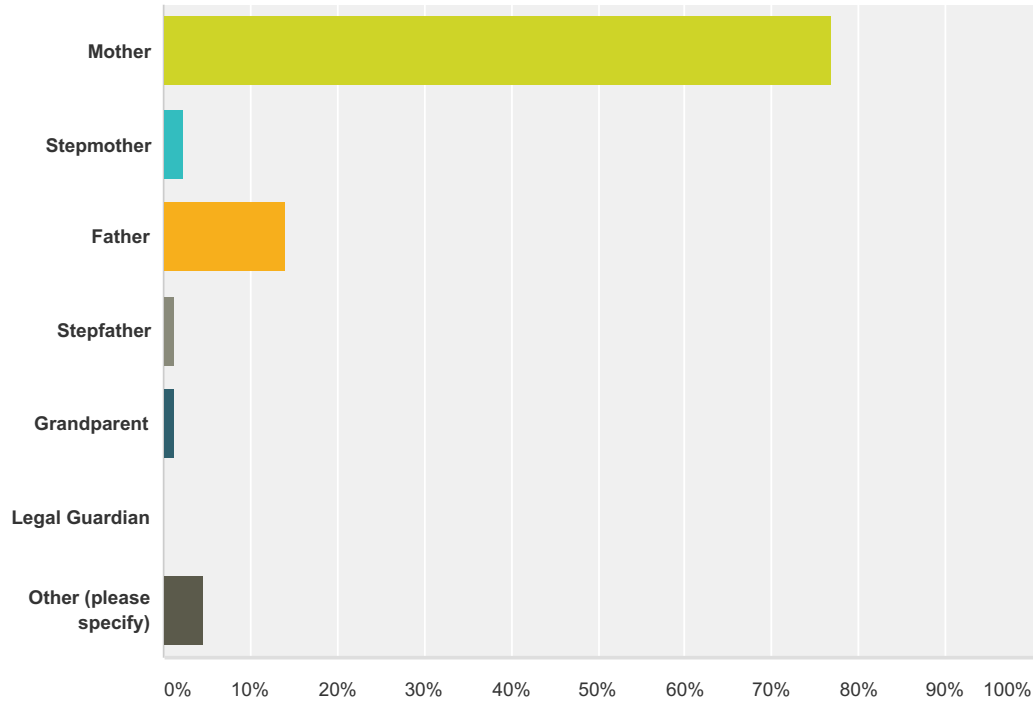


Q1 Relationship to High School Student

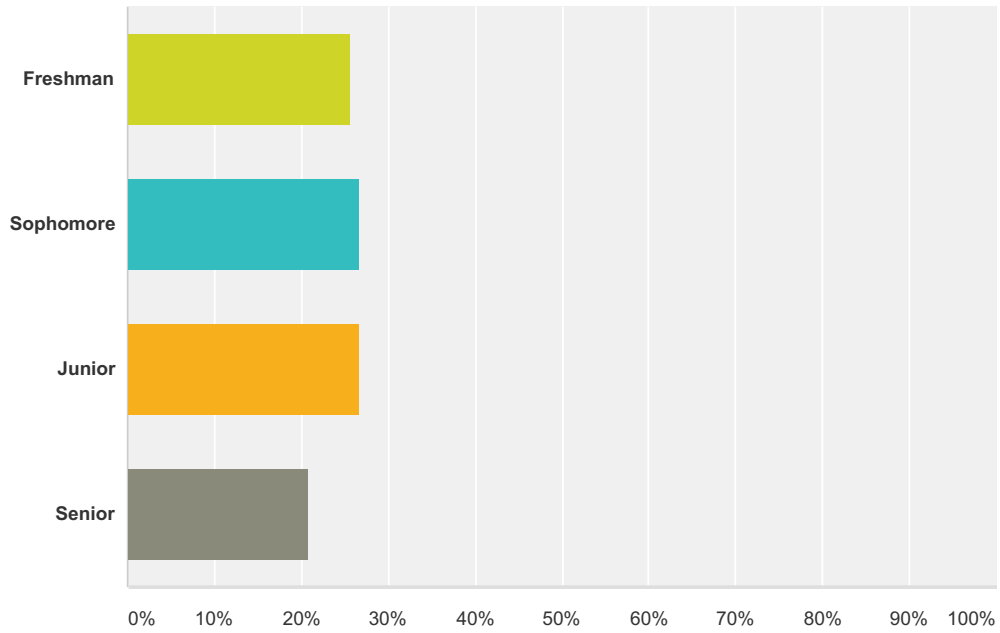
Answered: 86 Skipped: 2



Answer Choices	Responses	
Mother	76.74%	66
Stepmother	2.33%	2
Father	13.95%	12
Stepfather	1.16%	1
Grandparent	1.16%	1
Legal Guardian	0.00%	0
Other (please specify)	4.65%	4
Total		86

Q2 Student Grade Level

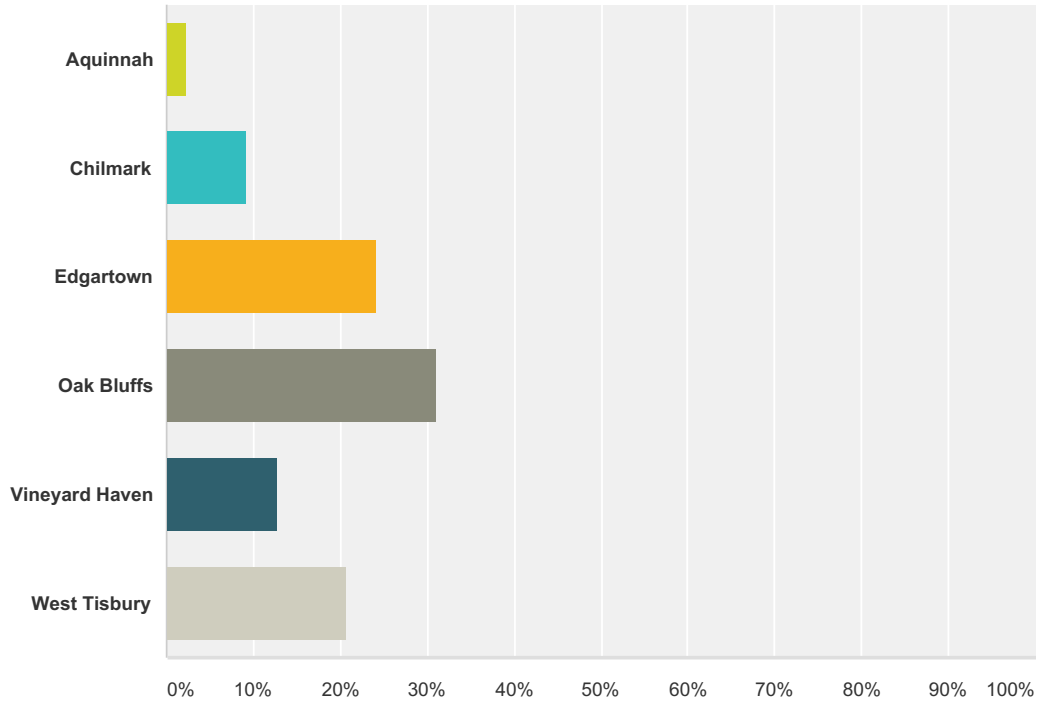
Answered: 86 Skipped: 2



Answer Choices	Responses
Freshman	25.58% 22
Sophomore	26.74% 23
Junior	26.74% 23
Senior	20.93% 18
Total	86

Q3 Town of Residence

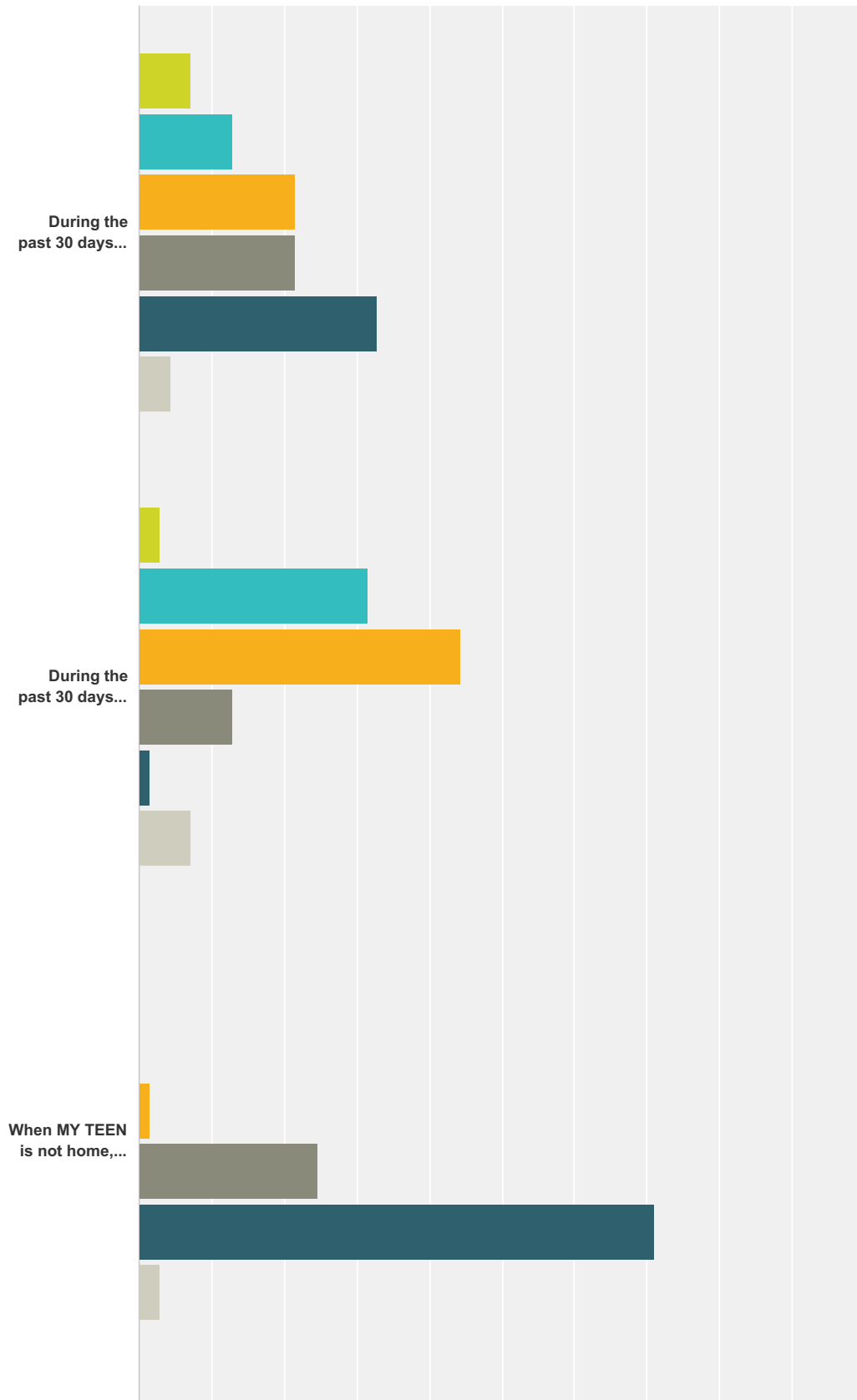
Answered: 87 Skipped: 1



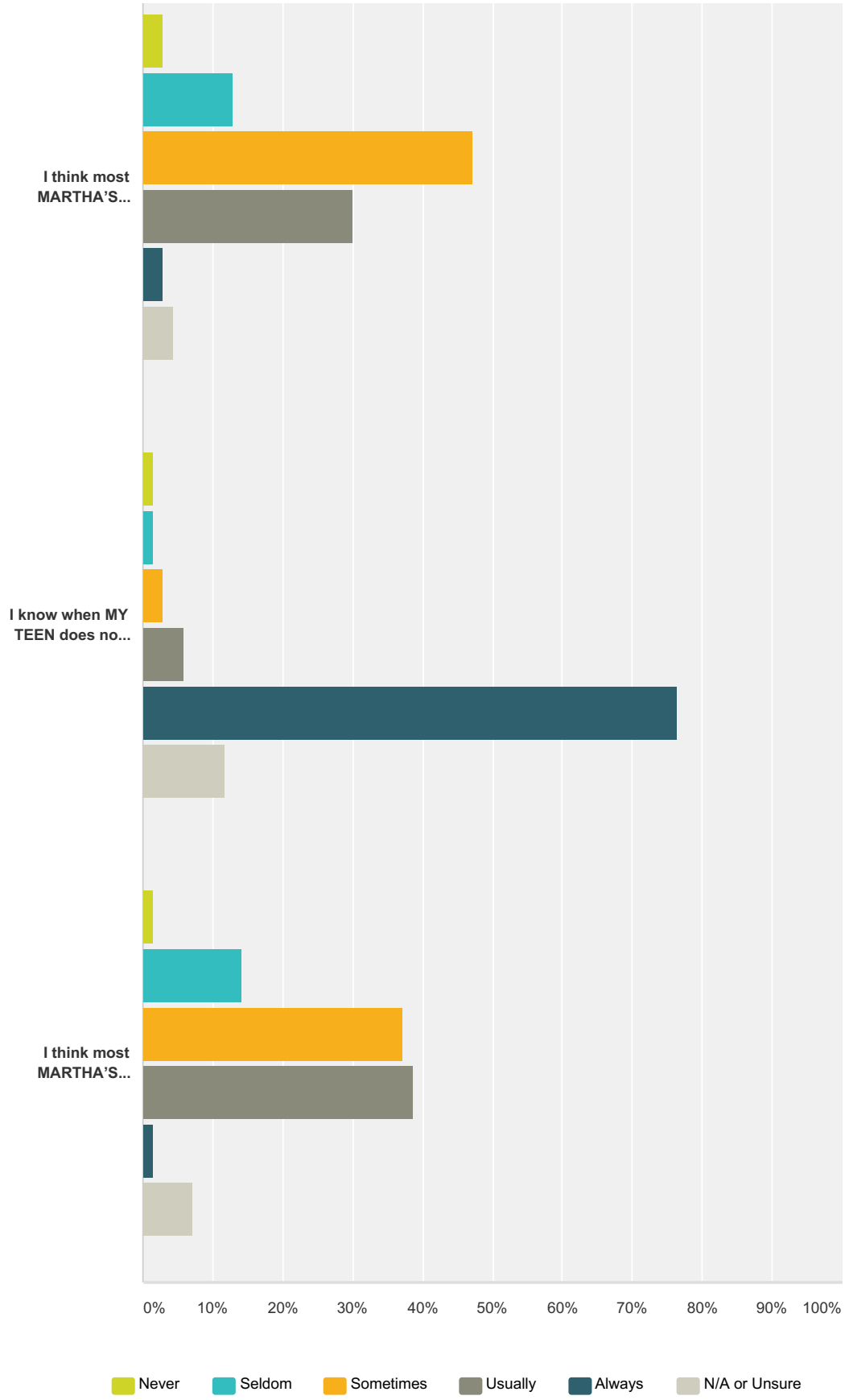
Answer Choices	Responses	
Aquinnah	2.30%	2
Chilmark	9.20%	8
Edgartown	24.14%	21
Oak Bluffs	31.03%	27
Vineyard Haven	12.64%	11
West Tisbury	20.69%	18
Total		87

Q4 Please select the most accurate response

Answered: 70 Skipped: 18



Martha's Vineyard Youth Task Force: Parent Survey '13



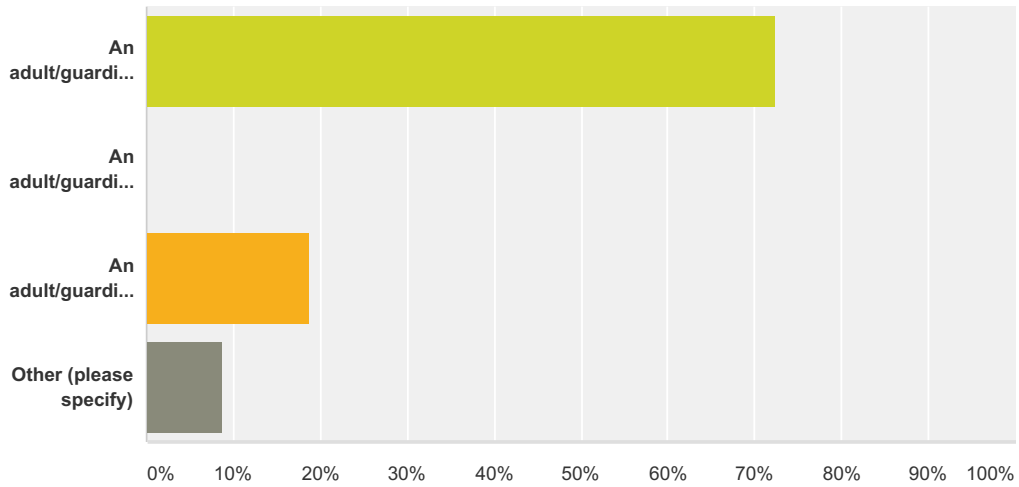
	Never	Seldom	Sometimes	Usually	Always	N/A or Unsure	Total
--	-------	--------	-----------	---------	--------	---------------	-------

Martha's Vineyard Youth Task Force: Parent Survey '13

During the past 30 days, how often have you communicated to YOUR TEENAGER regarding family rules about alcohol and other drug use?	7.14% 5	12.86% 9	21.43% 15	21.43% 15	32.86% 23	4.29% 3	70
During the past 30 days, how often do you think most MARTHA'S VINEYARD parent(s) talked to their teenager regarding family rules about alcohol and other drug non-use?	2.86% 2	31.43% 22	44.29% 31	12.86% 9	1.43% 1	7.14% 5	70
When MY TEEN is not home, I or the other parent know where he/she is and who he/she is with	0.00% 0	0.00% 0	1.45% 1	24.64% 17	71.01% 49	2.90% 2	69
I think most MARTHA'S VINEYARD parents know where their teens are and whom they are with when not at home.	2.86% 2	12.86% 9	47.14% 33	30.00% 21	2.86% 2	4.29% 3	70
I know when MY TEEN does not come home on time	1.47% 1	1.47% 1	2.94% 2	5.88% 4	76.47% 52	11.76% 8	68
I think most MARTHA'S VINEYARD parents know when their teens do not come home on time	1.43% 1	14.29% 10	37.14% 26	38.57% 27	1.43% 1	7.14% 5	70

Q5 What does proper adult supervision mean to you?

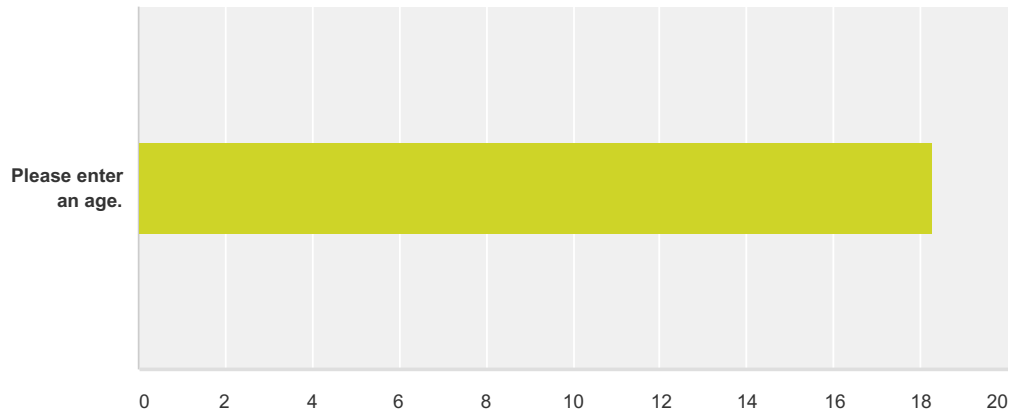
Answered: 69 Skipped: 19



Answer Choices	Responses	
An adult/guardian is physically in the home	72.46%	50
An adult/guardian is physically in the same room as my child	0.00%	0
An adult/guardian is in the home, but not necessarily aware of what my child is doing at all times	18.84%	13
Other (please specify)	8.70%	6
Total		69

Q6 At what age do you believe children no longer require parental supervision?

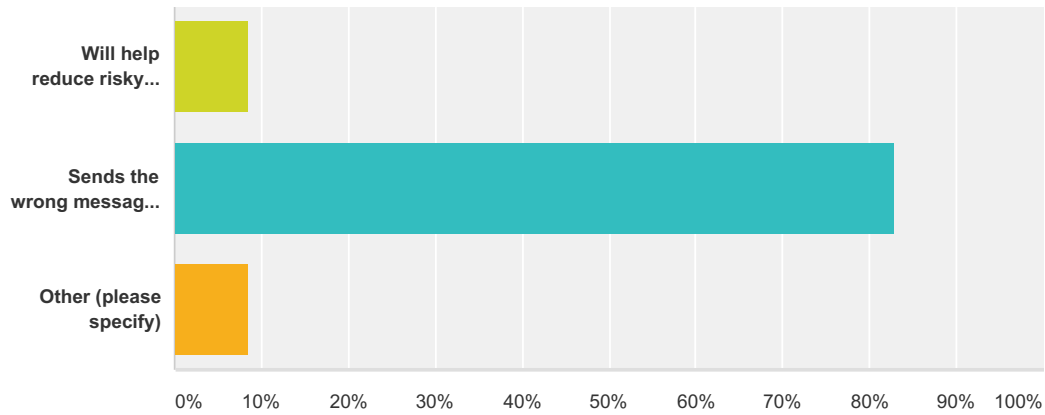
Answered: 67 Skipped: 21



Answer Choices	Average Number	Total Number	Responses
Please enter an age.	18	1,225	67
Total Respondents: 67			

Q7 Some parents of teenagers believe that if they let their teen and their teen's friends drink in their home, it will prevent them from doing unsafe things like driving under the influence. Other parents believe that letting teens drink in their home sends the wrong message about alcohol. Which of these two views comes closer to your own? If parents let teens drink in their home it

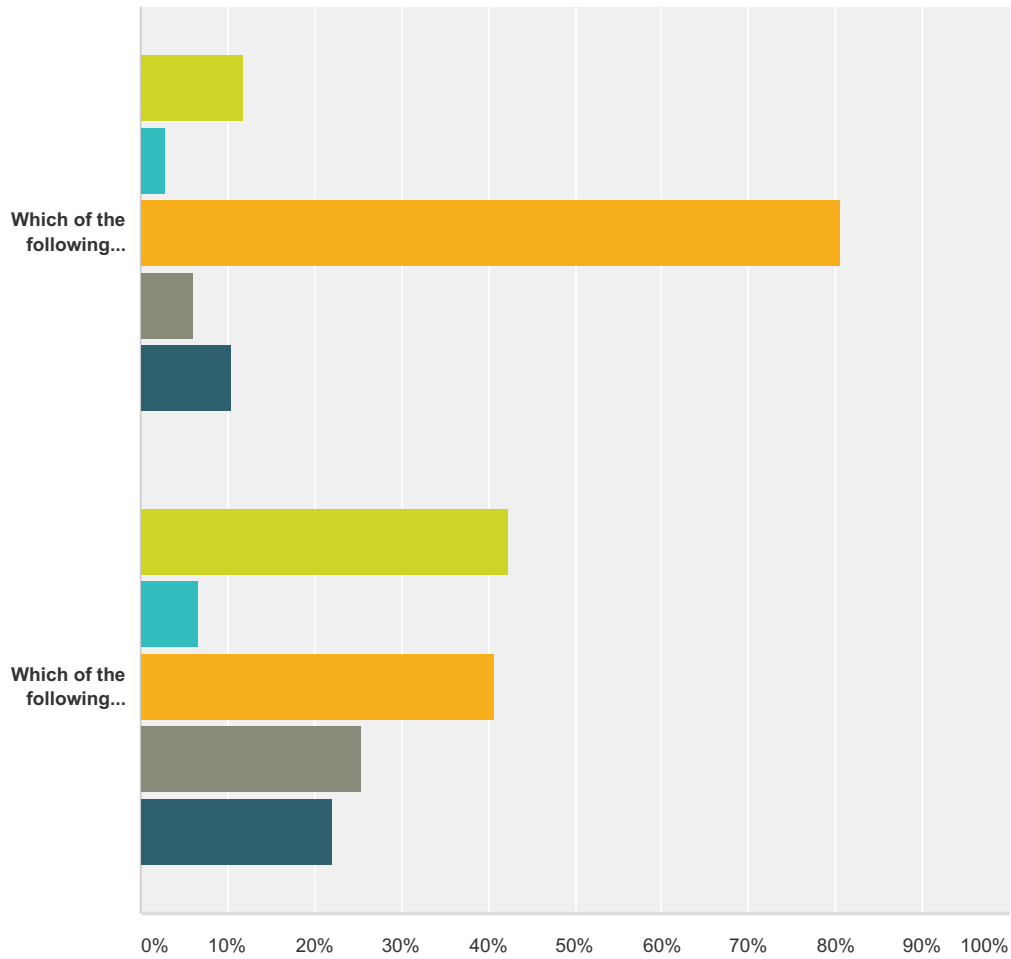
Answered: 70 Skipped: 18



Answer Choices	Responses
Will help reduce risky behavior such as preventing drinking and driving.	8.57% 6
Sends the wrong message- parents should not allow teens to drink at home.	82.86% 58
Other (please specify)	8.57% 6
Total	70

Q8 Please provide answers for the following questions

Answered: 67 Skipped: 21



- Did not talk to teen about drinking during the past 30 days
- Told teenager that drinking is always bad and he/she should never try it
- Told teenager about the risks of underage drinking and expect him/her not to drink
- Told teenager that a few drinks on special occasions is alright
- Told teenager that he/she will have to decide for him/herself how much to drink

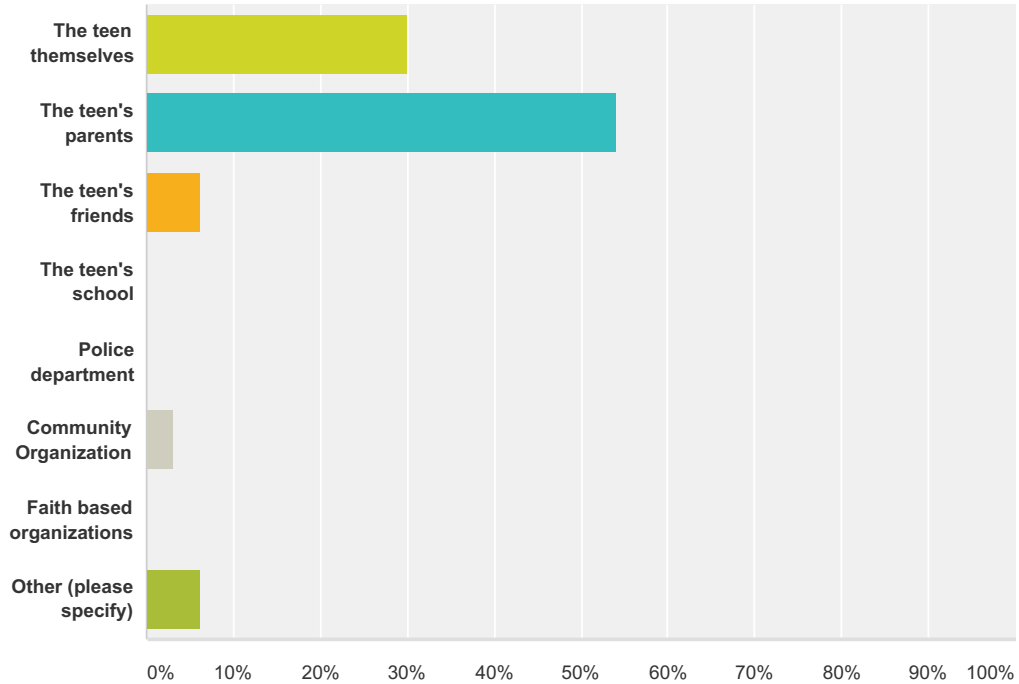
	Did not talk to teen about drinking during the past 30 days	Told teenager that drinking is always bad and he/she should never try it	Told teenager about the risks of underage drinking and expect him/her not to drink	Told teenager that a few drinks on special occasions is alright	Told teenager that he/she will have to decide for him/herself how much to drink	Total Respondents
Which of the following statements best characterizes your discussions with YOUR TEENAGER(S)? Check all that apply	11.94% 8	2.99% 2	80.60% 54	5.97% 4	10.45% 7	67

Martha's Vineyard Youth Task Force: Parent Survey '13

Which of the following statements best characterizes most MARTHA'S VINEYARD parent's discussion with THEIR TEENAGER(S)? Check all that apply	42.37% 25	6.78% 4	40.68% 24	25.42% 15	22.03% 13	59
--	---------------------	-------------------	---------------------	---------------------	---------------------	----

Q9 Who do you think is MOST responsible for decreasing substance abuse among youth on Martha's Vineyard?

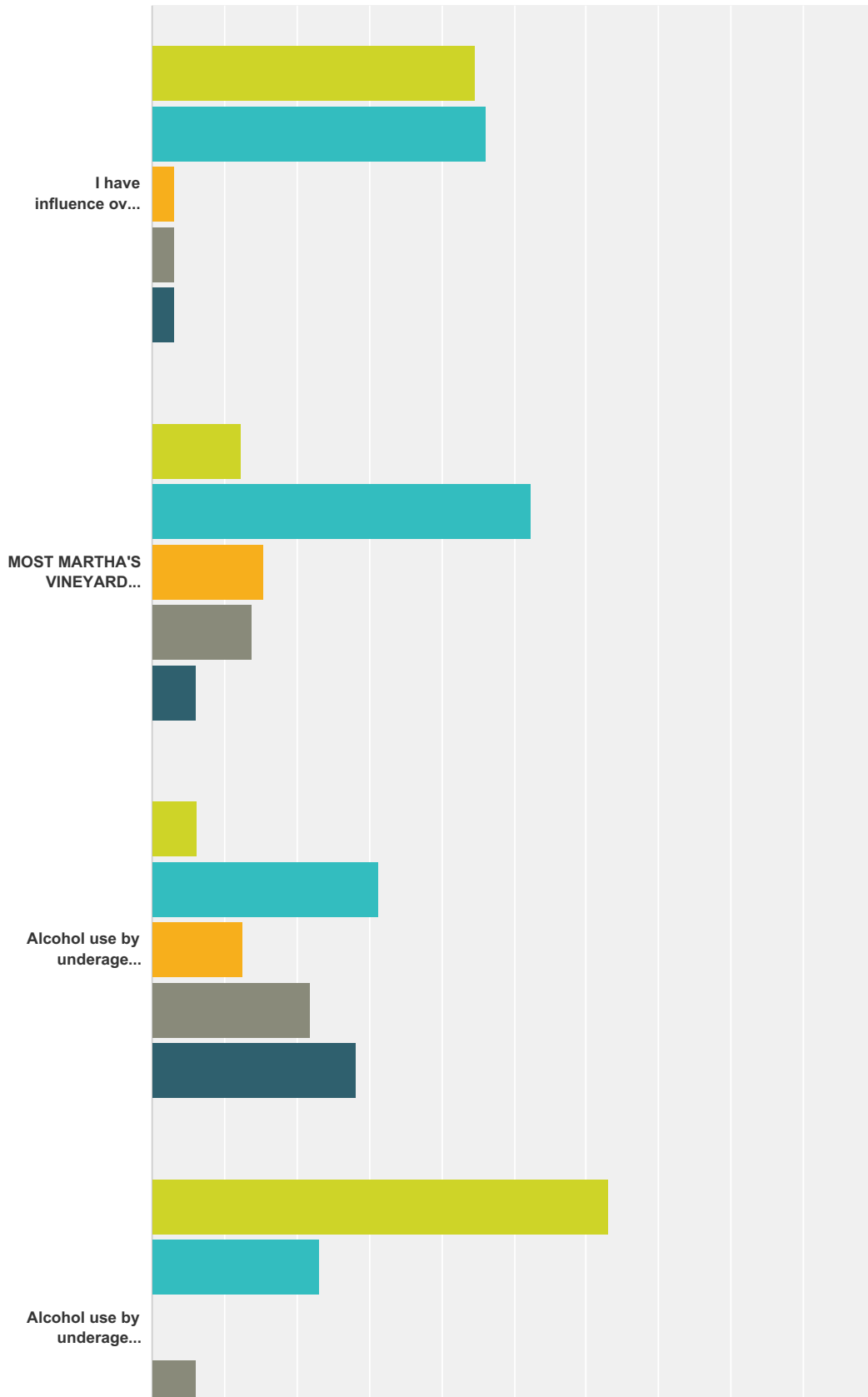
Answered: 63 Skipped: 25



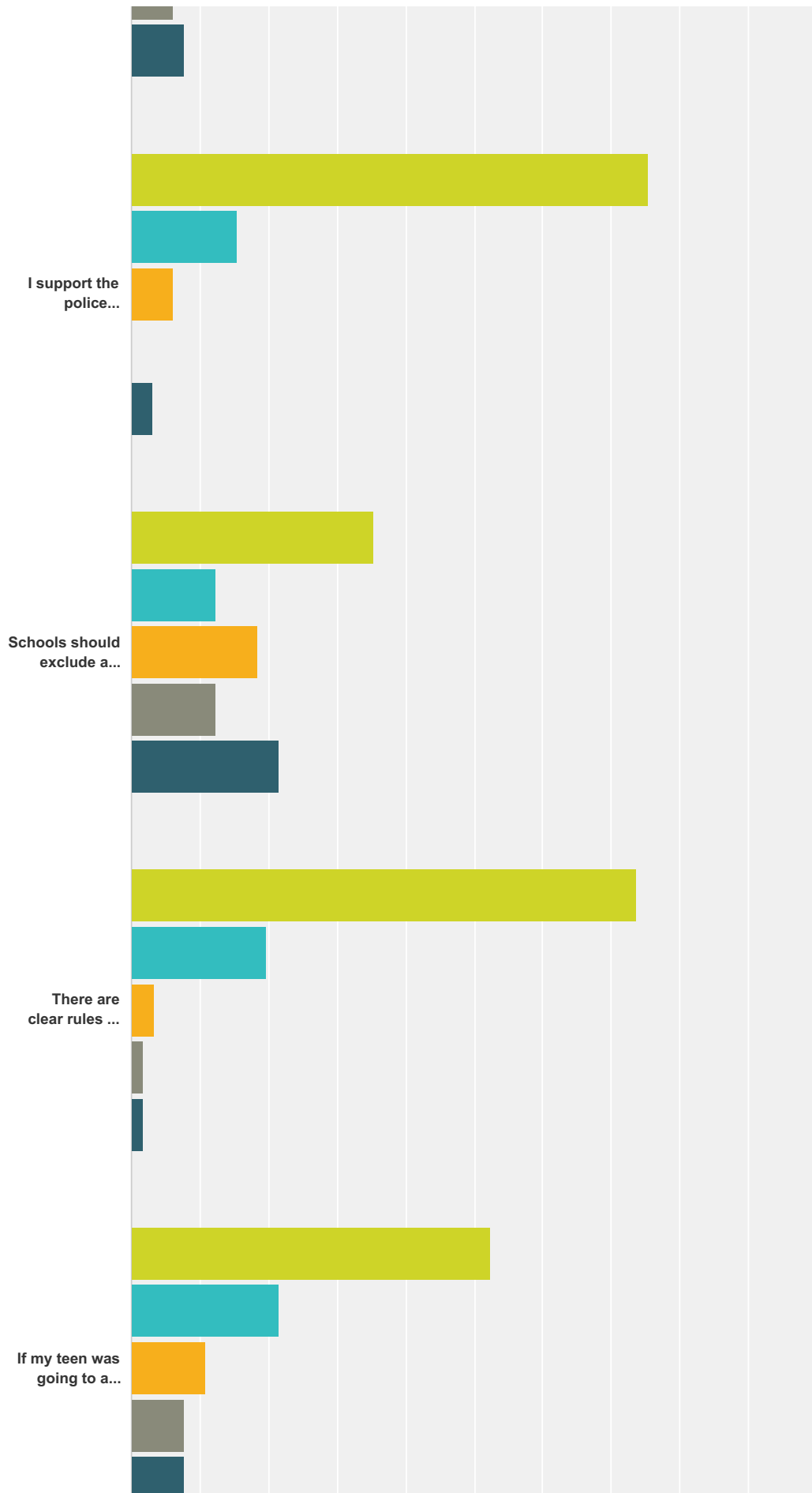
Answer Choices	Responses	
The teen themselves	30.16%	19
The teen's parents	53.97%	34
The teen's friends	6.35%	4
The teen's school	0.00%	0
Police department	0.00%	0
Community Organization	3.17%	2
Faith based organizations	0.00%	0
Other (please specify)	6.35%	4
Total		63

Q10 How much do YOU agree with the following statements

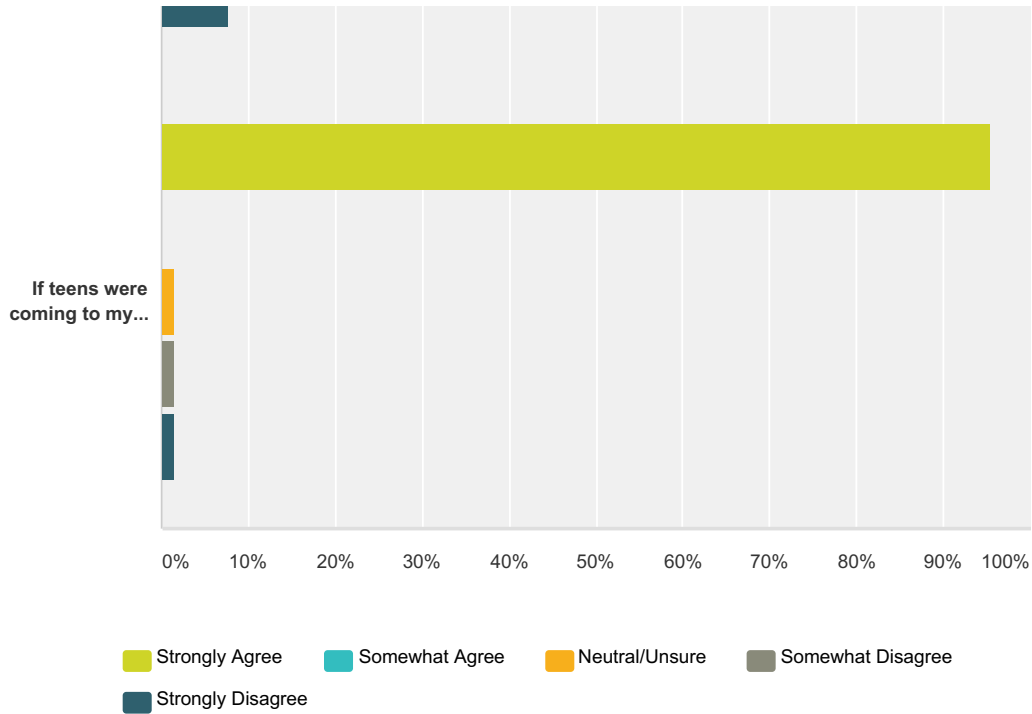
Answered: 65 Skipped: 23



Martha's Vineyard Youth Task Force: Parent Survey '13



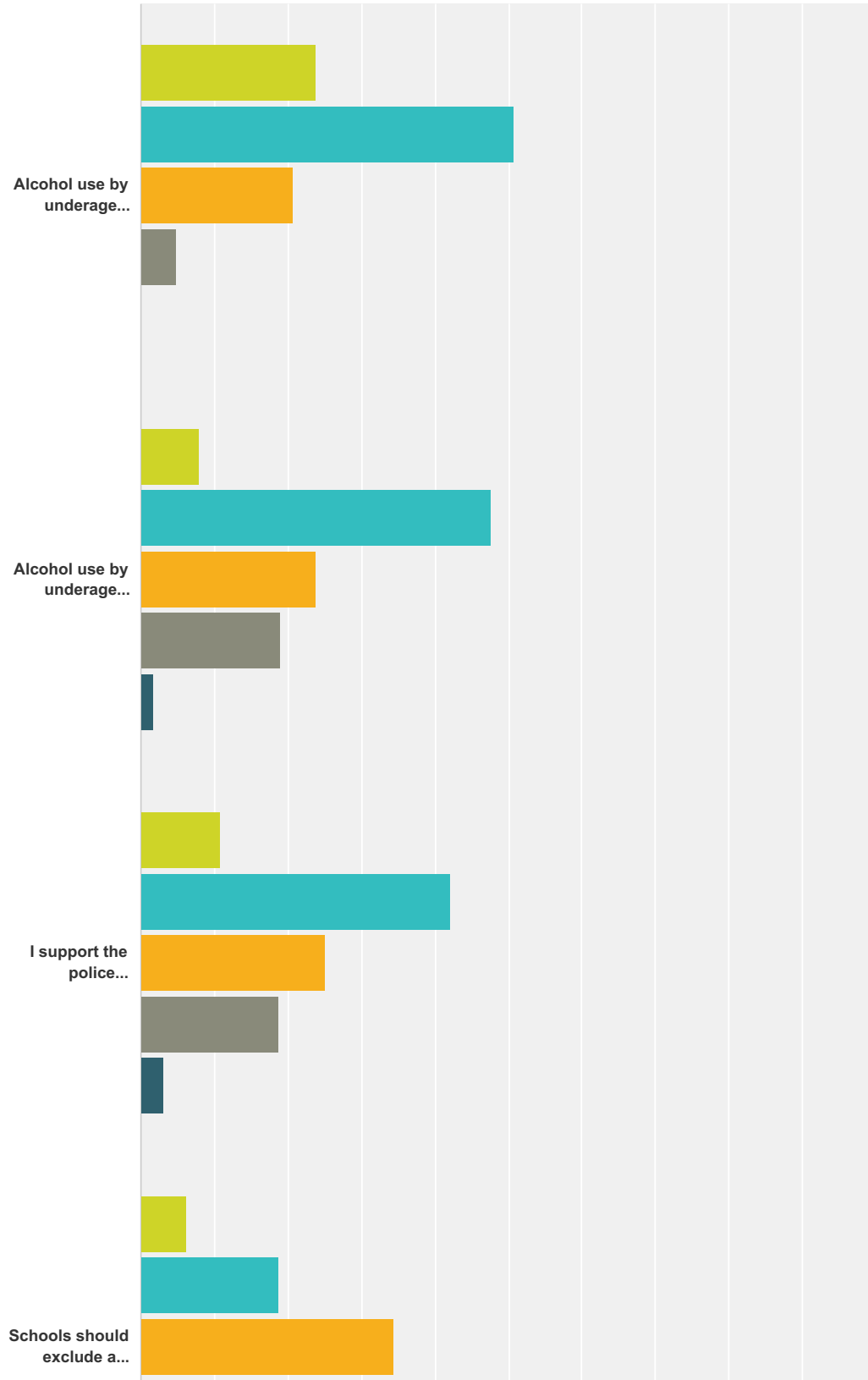
Martha's Vineyard Youth Task Force: Parent Survey '13



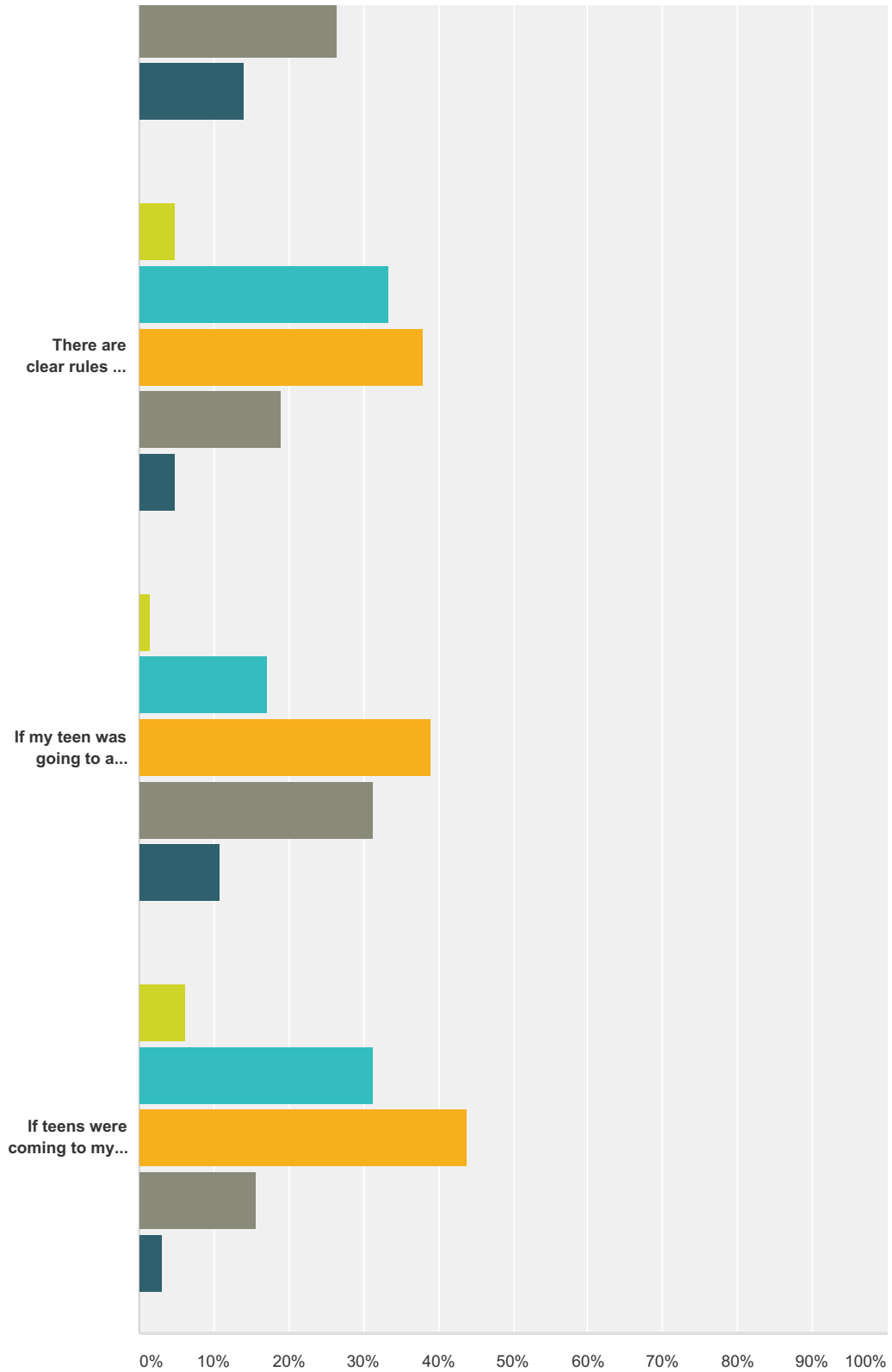
	Strongly Agree	Somewhat Agree	Neutral/Unsure	Somewhat Disagree	Strongly Disagree	Total
I have influence over MY TEEN'S decision regarding whether or not to drink alcohol.	44.62% 29	46.15% 30	3.08% 2	3.08% 2	3.08% 2	65
MOST MARTHA'S VINEYARD PARENTS have influence over their teens' decision whether or not to drink alcohol.	12.31% 8	52.31% 34	15.38% 10	13.85% 9	6.15% 4	65
Alcohol use by underage students is a normal "rite of passage"	6.25% 4	31.25% 20	12.50% 8	21.88% 14	28.13% 18	64
Alcohol use by underage students is harmful.	63.08% 41	23.08% 15	0.00% 0	6.15% 4	7.69% 5	65
I support the police departments of Martha's Vineyard in enforcing underage drinking.	75.38% 49	15.38% 10	6.15% 4	0.00% 0	3.08% 2	65
Schools should exclude a student from school activities (i.e. athletic events, prom, etc.) for out-of-school alcohol use.	35.38% 23	12.31% 8	18.46% 12	12.31% 8	21.54% 14	65
There are clear rules in my house about alcohol and other drug non-use.	73.77% 45	19.67% 12	3.28% 2	1.64% 1	1.64% 1	61
If my teen was going to a friend's house for a social gathering, I would call the parents to inquire about adult supervision.	52.31% 34	21.54% 14	10.77% 7	7.69% 5	7.69% 5	65
If teens were coming to my home for a social gathering, I would feel comfortable if a parent called me about adult supervision.	95.38% 62	0.00% 0	1.54% 1	1.54% 1	1.54% 1	65

Q11 How much do you think MOST MARTHA'S VINEYARD PARENTS agree with the following statements?

Answered: 64 Skipped: 24



Martha's Vineyard Youth Task Force: Parent Survey '13



■ Strongly Agree
 ■ Somewhat Agree
 ■ Neutral/Unsure
 ■ Somewhat Disagree
■ Strongly Disagree

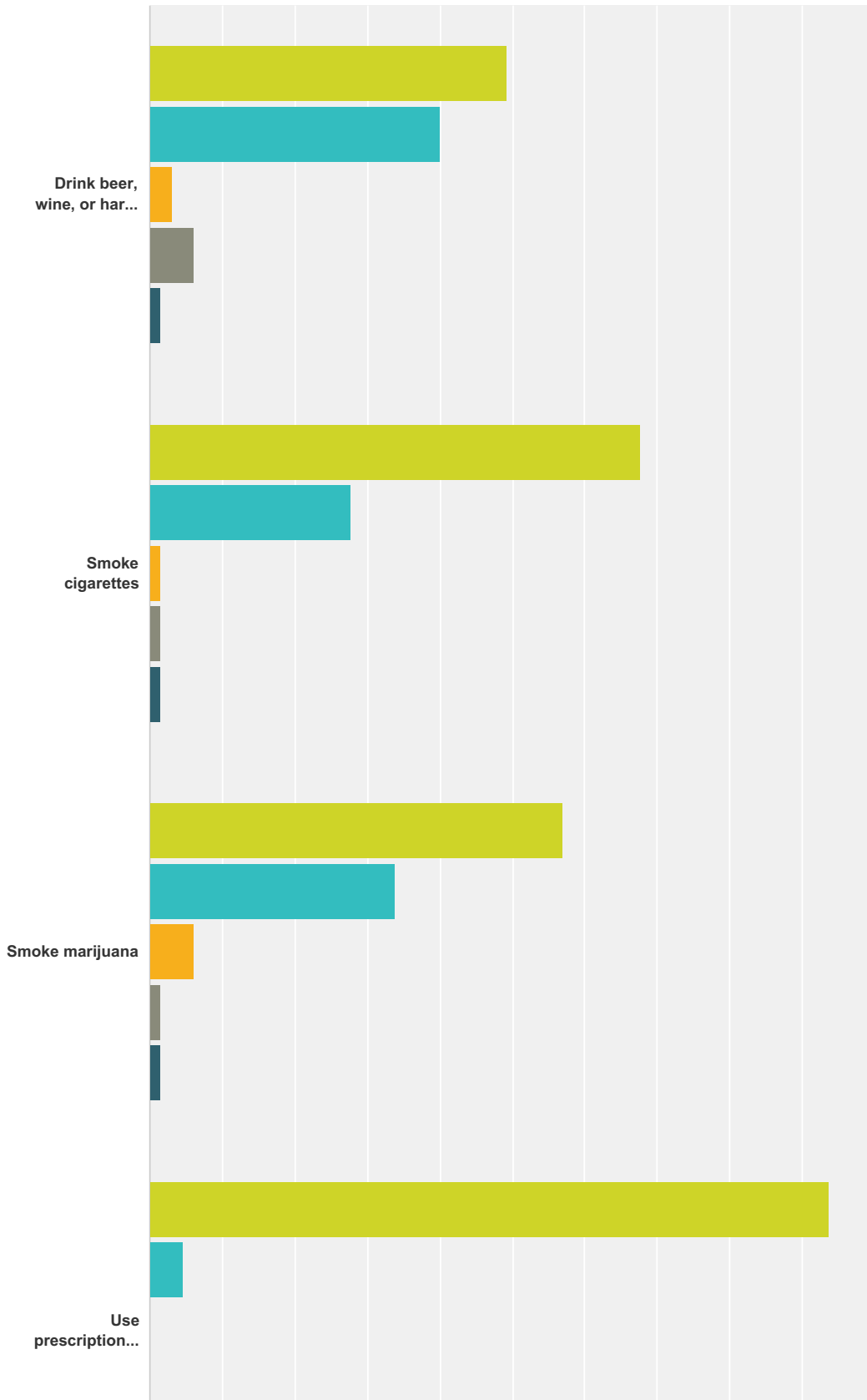
	Strongly Agree	Somewhat Agree	Neutral/Unsure	Somewhat Disagree	Strongly Disagree	Total
--	----------------	----------------	----------------	-------------------	-------------------	-------

Martha's Vineyard Youth Task Force: Parent Survey '13

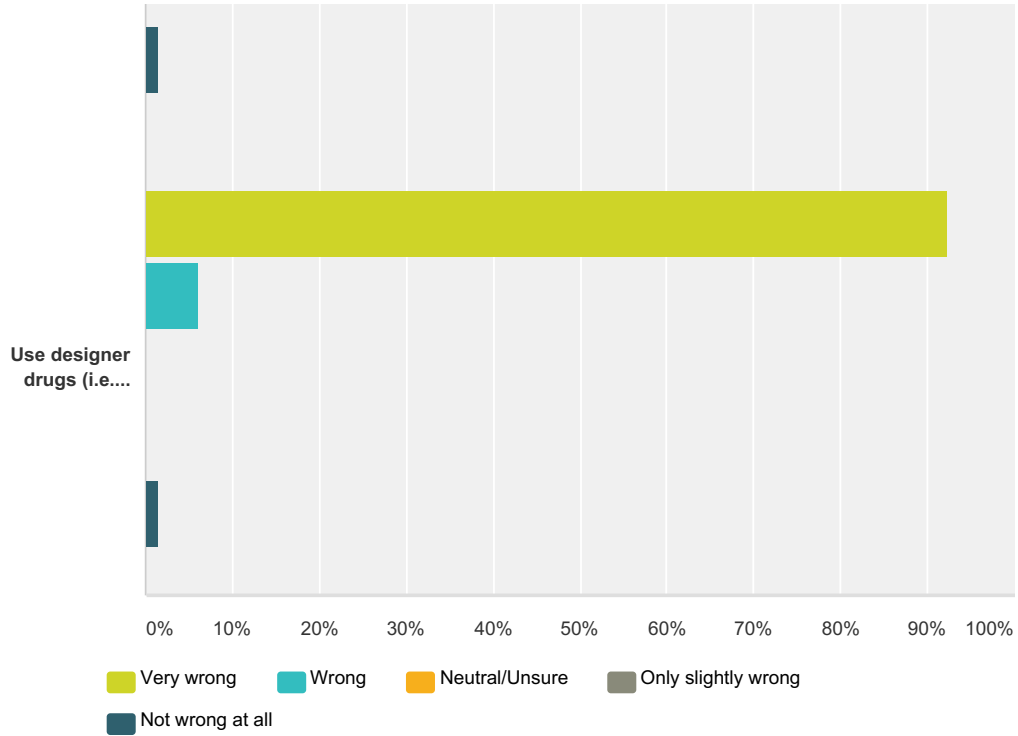
Alcohol use by underage students is a normal "rite of passage"	23.81% 15	50.79% 32	20.63% 13	4.76% 3	0.00% 0	63
Alcohol use by underage students is harmful.	7.94% 5	47.62% 30	23.81% 15	19.05% 12	1.59% 1	63
I support the police departments of Martha's Vineyard in enforcing underage drinking.	10.94% 7	42.19% 27	25.00% 16	18.75% 12	3.13% 2	64
Schools should exclude a student from school activities (i.e. athletic events, prom, etc.) for out-of-school alcohol use.	6.25% 4	18.75% 12	34.38% 22	26.56% 17	14.06% 9	64
There are clear rules in my house about alcohol and other drug non-use.	4.76% 3	33.33% 21	38.10% 24	19.05% 12	4.76% 3	63
If my teen was going to a friend's house for a social gathering, I would call the parents to inquire about adult supervision.	1.56% 1	17.19% 11	39.06% 25	31.25% 20	10.94% 7	64
If teens were coming to my home for a social gathering, I would feel comfortable if a parent called me about adult supervision.	6.25% 4	31.25% 20	43.75% 28	15.63% 10	3.13% 2	64

Q12 How wrong do YOU think it is for high school students to:

Answered: 65 Skipped: 23



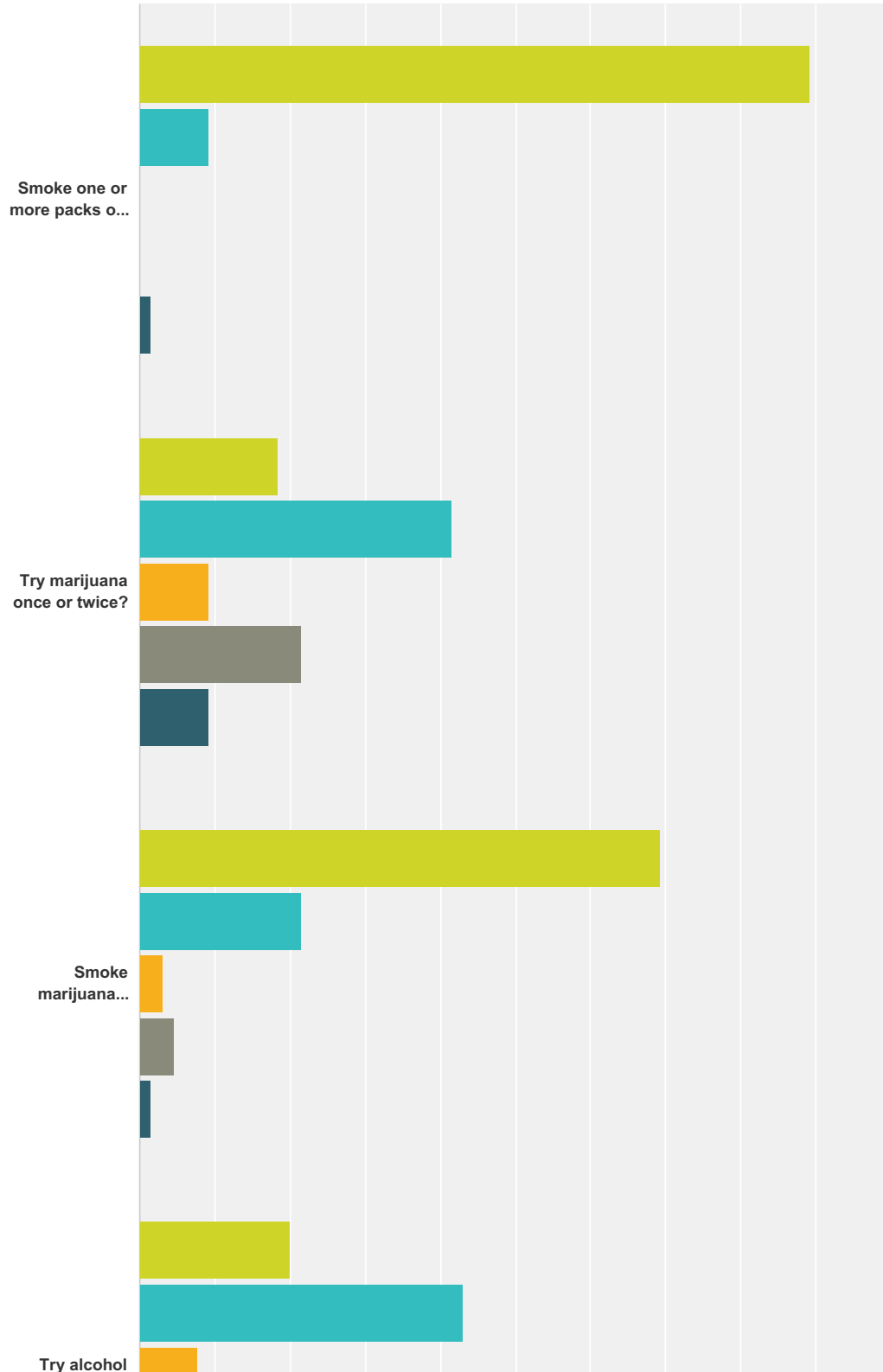
Martha's Vineyard Youth Task Force: Parent Survey '13



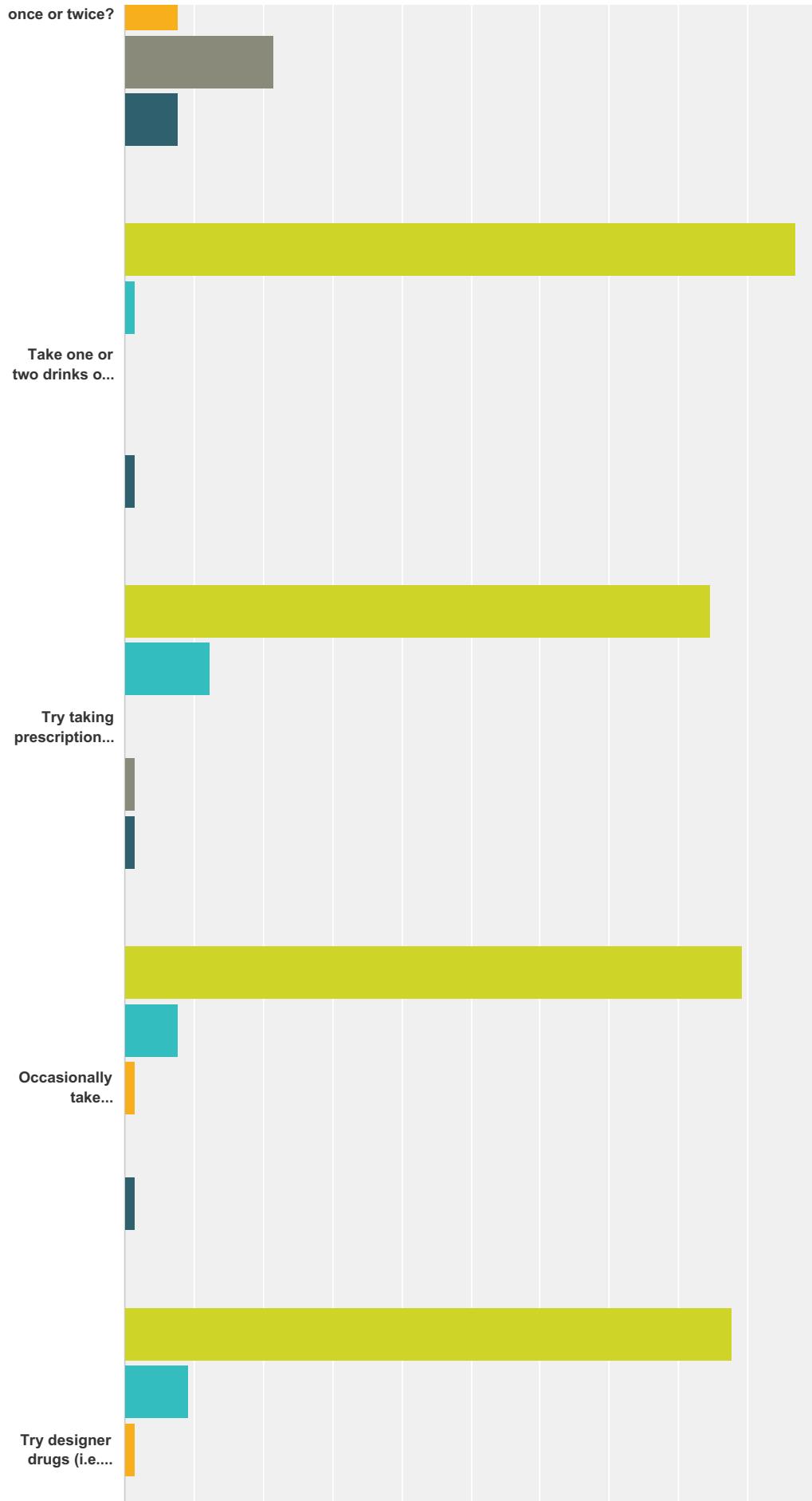
	Very wrong	Wrong	Neutral/Unsure	Only slightly wrong	Not wrong at all	Total
Drink beer, wine, or hard liquor?	49.23% 32	40.00% 26	3.08% 2	6.15% 4	1.54% 1	65
Smoke cigarettes	67.69% 44	27.69% 18	1.54% 1	1.54% 1	1.54% 1	65
Smoke marijuana	56.92% 37	33.85% 22	6.15% 4	1.54% 1	1.54% 1	65
Use prescription drugs without a doctor's orders?	93.75% 60	4.69% 3	0.00% 0	0.00% 0	1.56% 1	64
Use designer drugs (i.e. Molly, MDMA, Ecstasy)	92.31% 60	6.15% 4	0.00% 0	0.00% 0	1.54% 1	65

Q13 How much do you think Martha's Vineyard High School students risk harming themselves (physically or in other ways) if they:

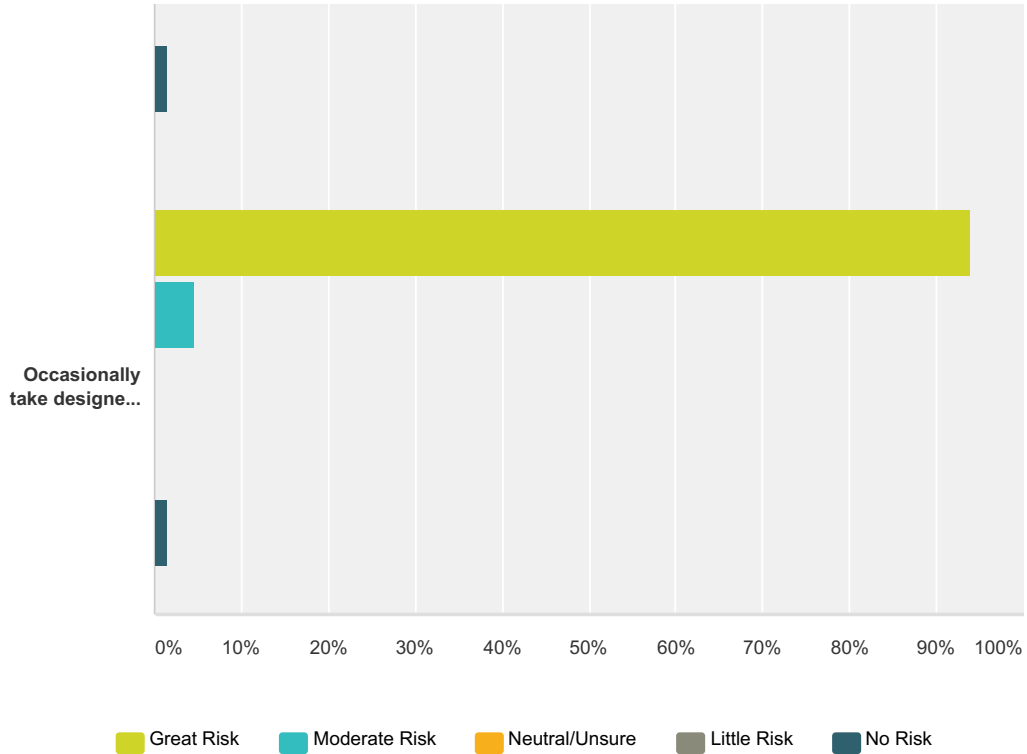
Answered: 65 Skipped: 23



Martha's Vineyard Youth Task Force: Parent Survey '13



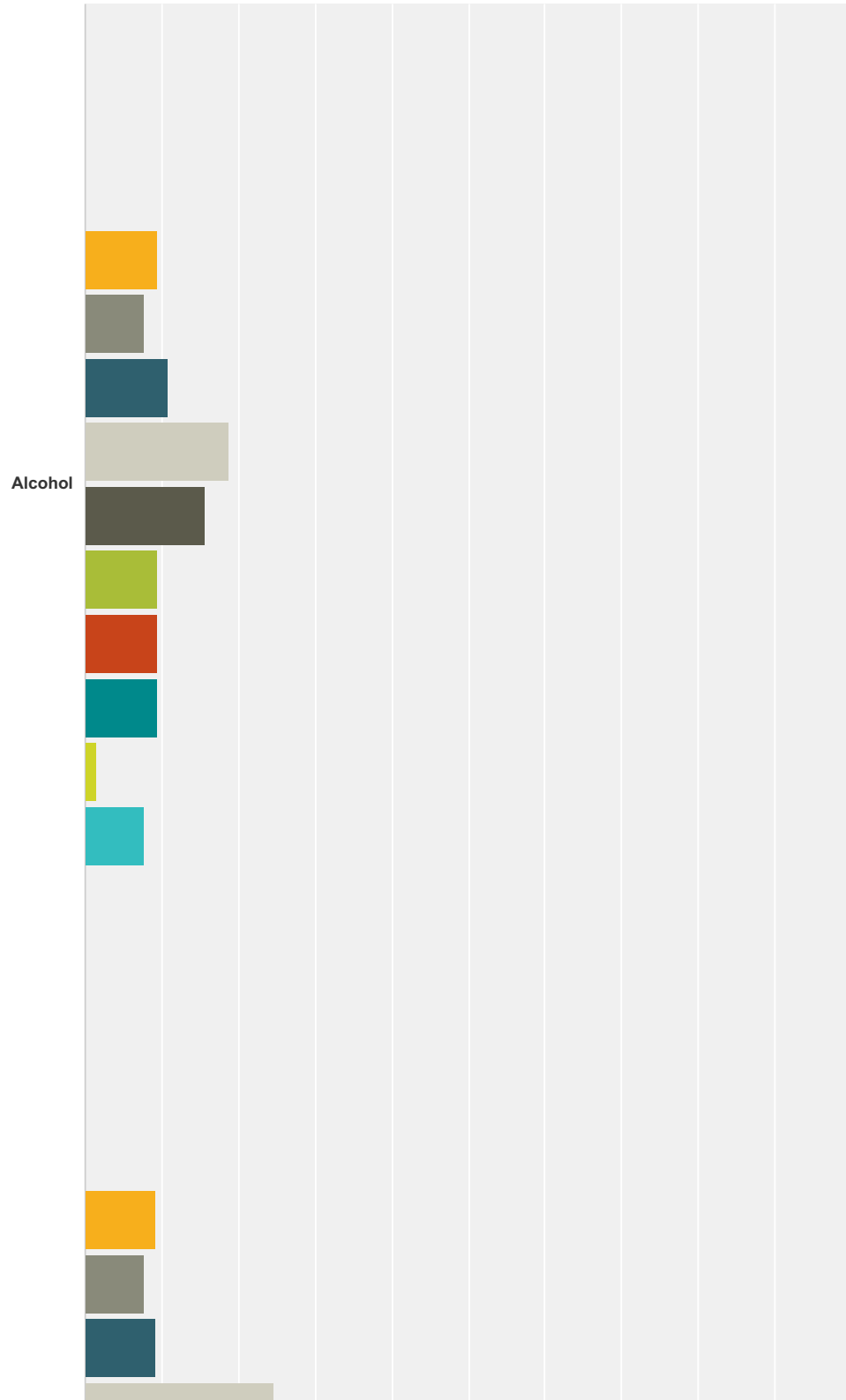
Martha's Vineyard Youth Task Force: Parent Survey '13



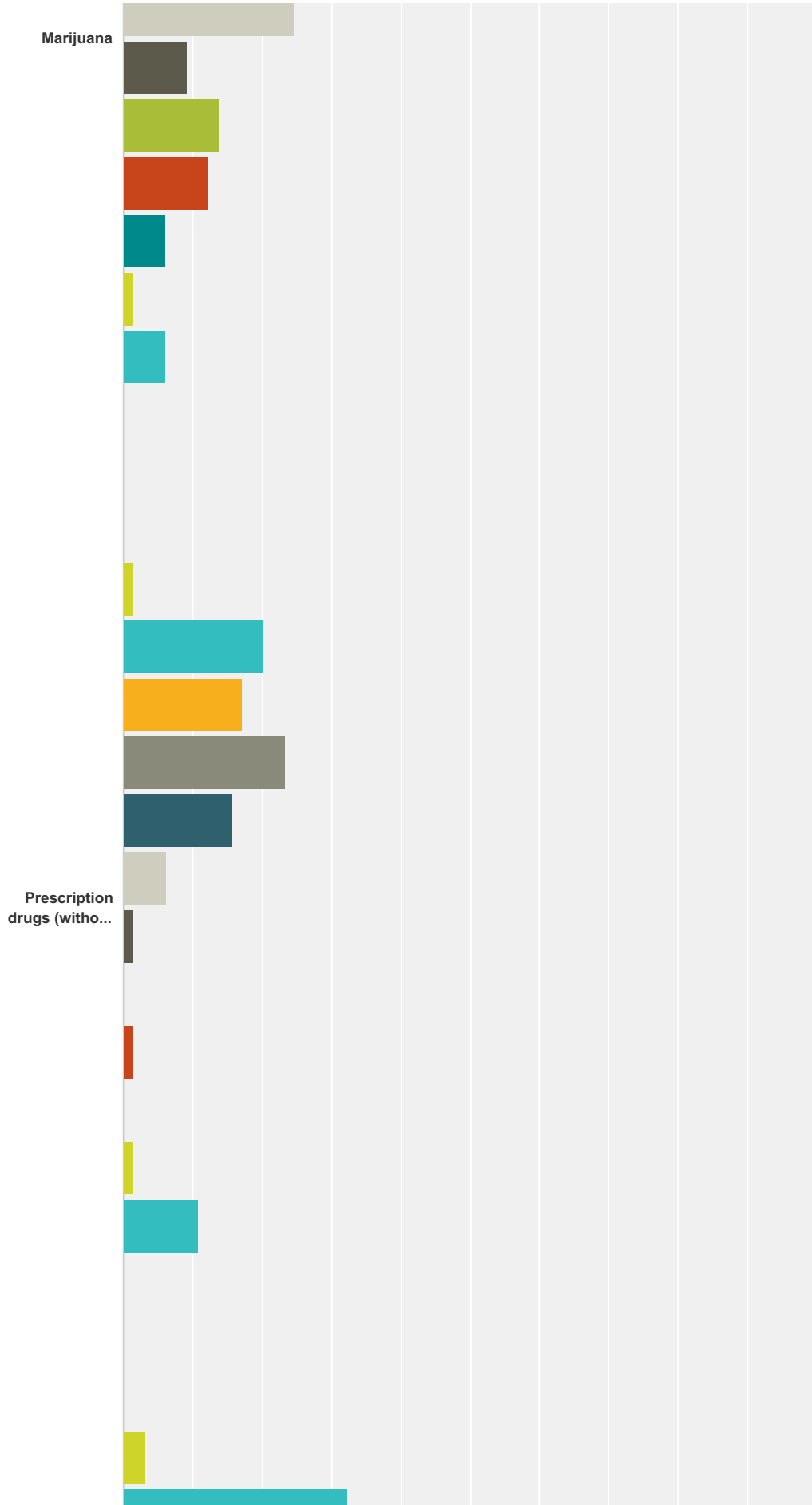
	Great Risk	Moderate Risk	Neutral/Unsure	Little Risk	No Risk	Total
Smoke one or more packs of cigarettes a day?	89.23% 58	9.23% 6	0.00% 0	0.00% 0	1.54% 1	65
Try marijuana once or twice?	18.46% 12	41.54% 27	9.23% 6	21.54% 14	9.23% 6	65
Smoke marijuana regularly?	69.23% 45	21.54% 14	3.08% 2	4.62% 3	1.54% 1	65
Try alcohol once or twice?	20.00% 13	43.08% 28	7.69% 5	21.54% 14	7.69% 5	65
Take one or two drinks of an alcohol beverage (beer, wine or liquor) nearly every day?	96.88% 62	1.56% 1	0.00% 0	0.00% 0	1.56% 1	64
Try taking prescription drugs (such as Vicodin, Oxycotin, Adderall, Ritalin, Valium, Ambien, Xylox) once or twice without a doctor's orders?	84.62% 55	12.31% 8	0.00% 0	1.54% 1	1.54% 1	65
Occasionally take prescription drugs without a doctors orders?	89.23% 58	7.69% 5	1.54% 1	0.00% 0	1.54% 1	65
Try designer drugs (i.e. Molly, MDMA, Ecstasy) once or twice?	87.69% 57	9.23% 6	1.54% 1	0.00% 0	1.54% 1	65
Occasionally take designer drugs (i.e. Molly, MDMA, Ecstasy)?	93.85% 61	4.62% 3	0.00% 0	0.00% 0	1.54% 1	65

Q14 In YOUR OPINION approximately what percentage of Martha's Vineyard High School students have used the following substances in the PAST 30 DAYS?

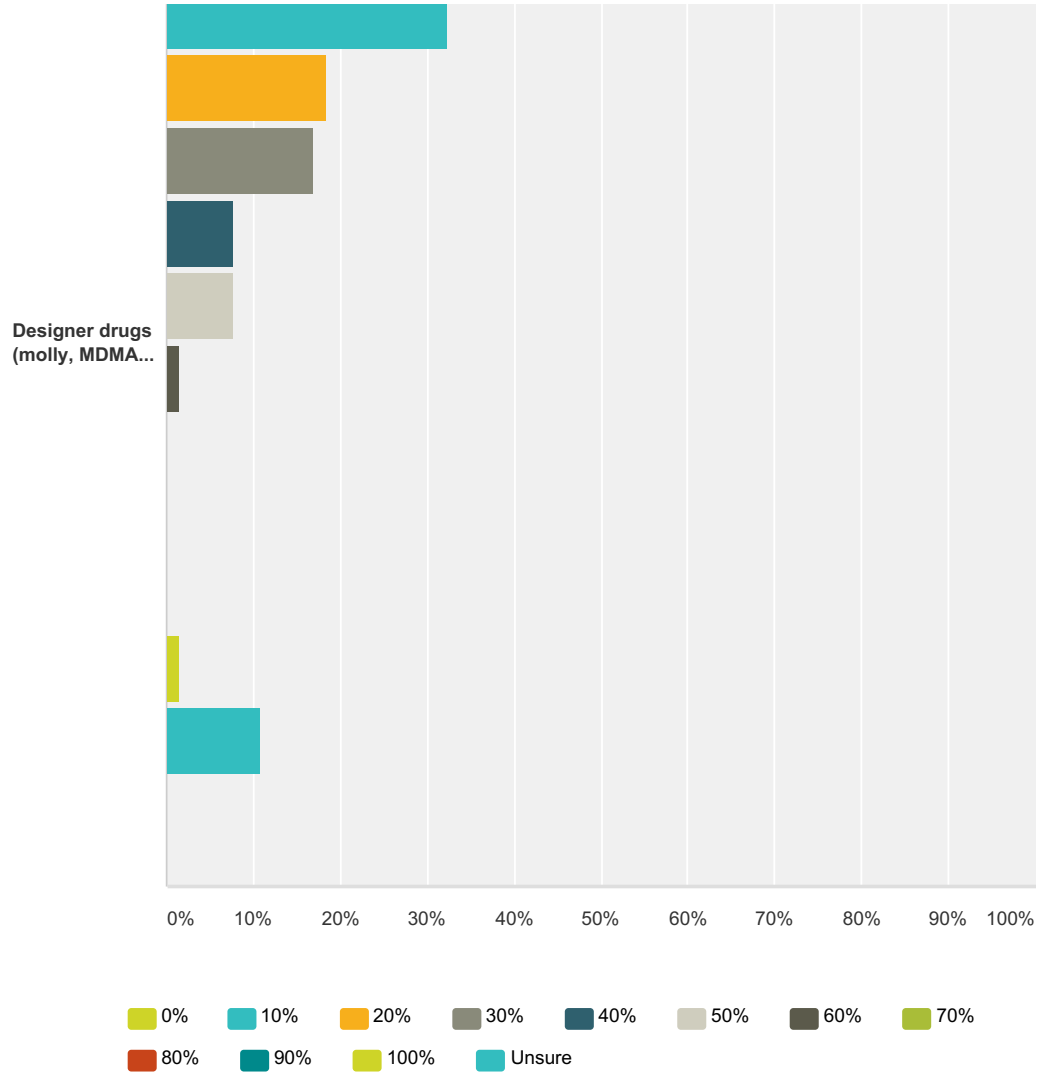
Answered: 65 Skipped: 23



Martha's Vineyard Youth Task Force: Parent Survey '13



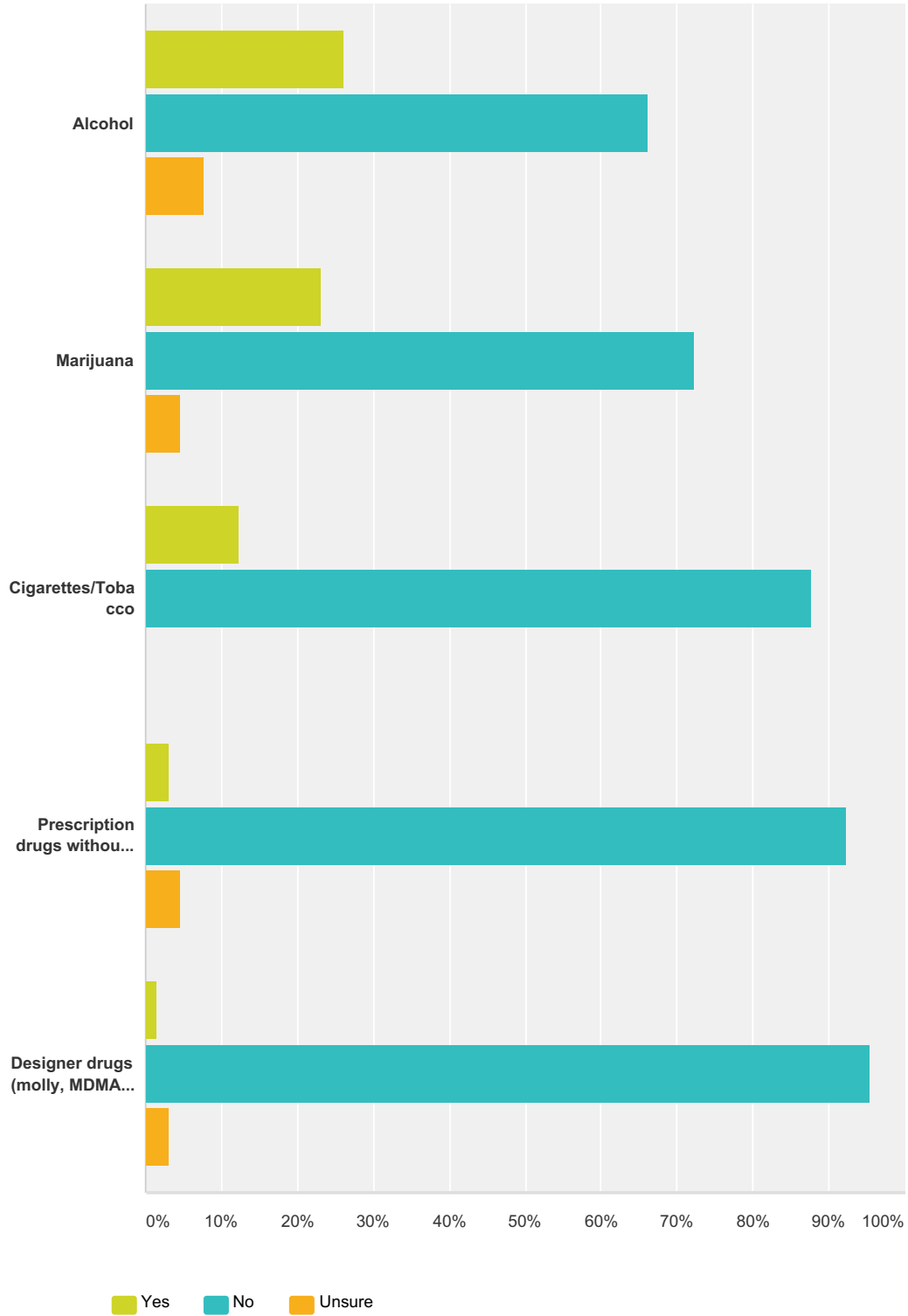
Martha's Vineyard Youth Task Force: Parent Survey '13



	0%	10%	20%	30%	40%	50%	60%	70%	80%	90%	100%	Unsure	Total
Alcohol	0.00% 0	0.00% 0	9.38% 6	7.81% 5	10.94% 7	18.75% 12	15.63% 10	9.38% 6	9.38% 6	9.38% 6	1.56% 1	7.81% 5	64
Marijuana	0.00% 0	0.00% 0	9.23% 6	7.69% 5	9.23% 6	24.62% 16	9.23% 6	13.85% 9	12.31% 8	6.15% 4	1.54% 1	6.15% 4	65
Prescription drugs (without a doctor's orders)	1.56% 1	20.31% 13	17.19% 11	23.44% 15	15.63% 10	6.25% 4	1.56% 1	0.00% 0	1.56% 1	0.00% 0	1.56% 1	10.94% 7	64
Designer drugs (molly, MDMA, ecstasy, etc)	3.08% 2	32.31% 21	18.46% 12	16.92% 11	7.69% 5	7.69% 5	1.54% 1	0.00% 0	0.00% 0	0.00% 0	1.54% 1	10.77% 7	65

Q15 Do you think that your high school student has used the following substances in the past 30 days?

Answered: 65 Skipped: 23



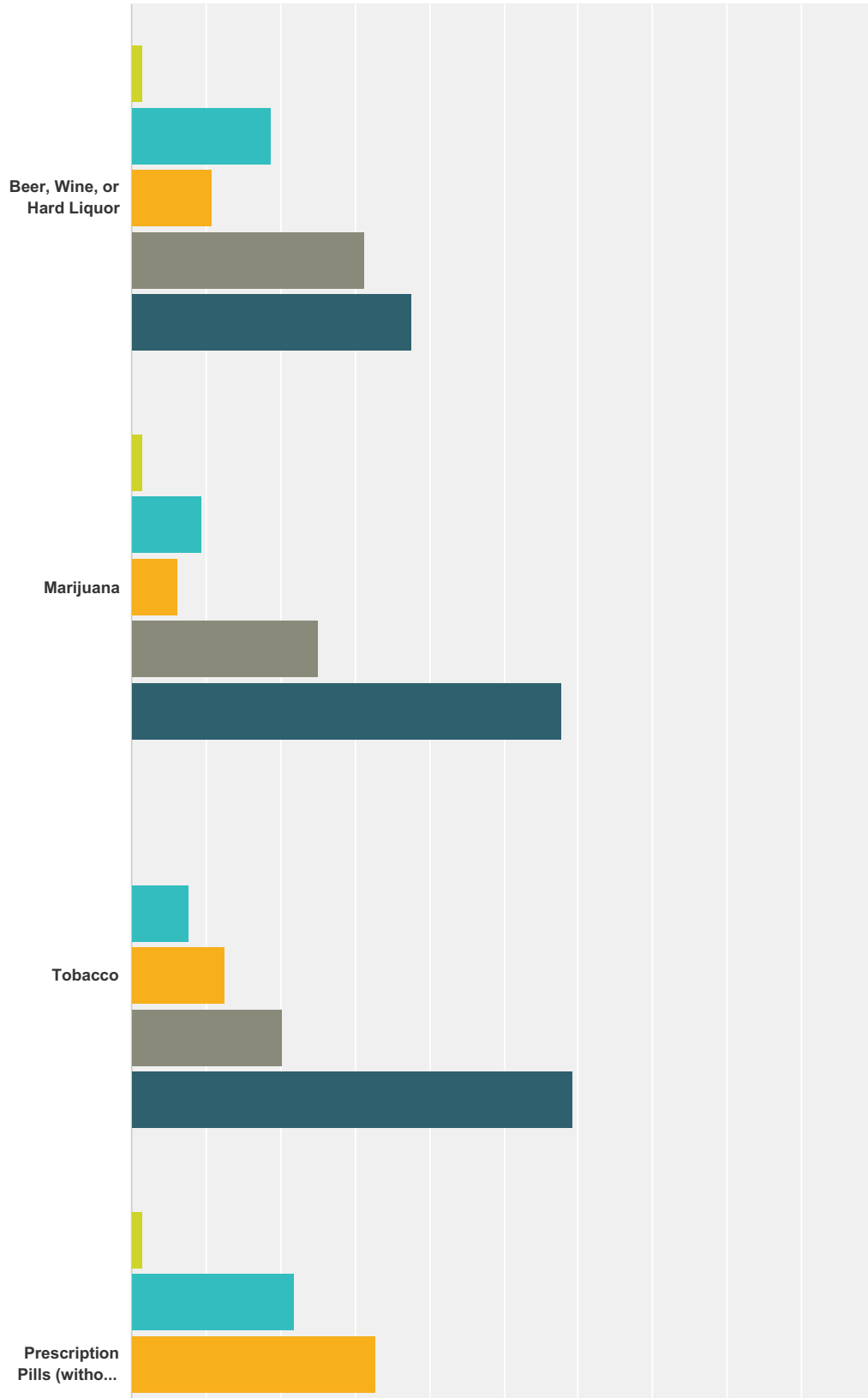
	Yes	No	Unsure	Total
--	-----	----	--------	-------

Martha's Vineyard Youth Task Force: Parent Survey '13

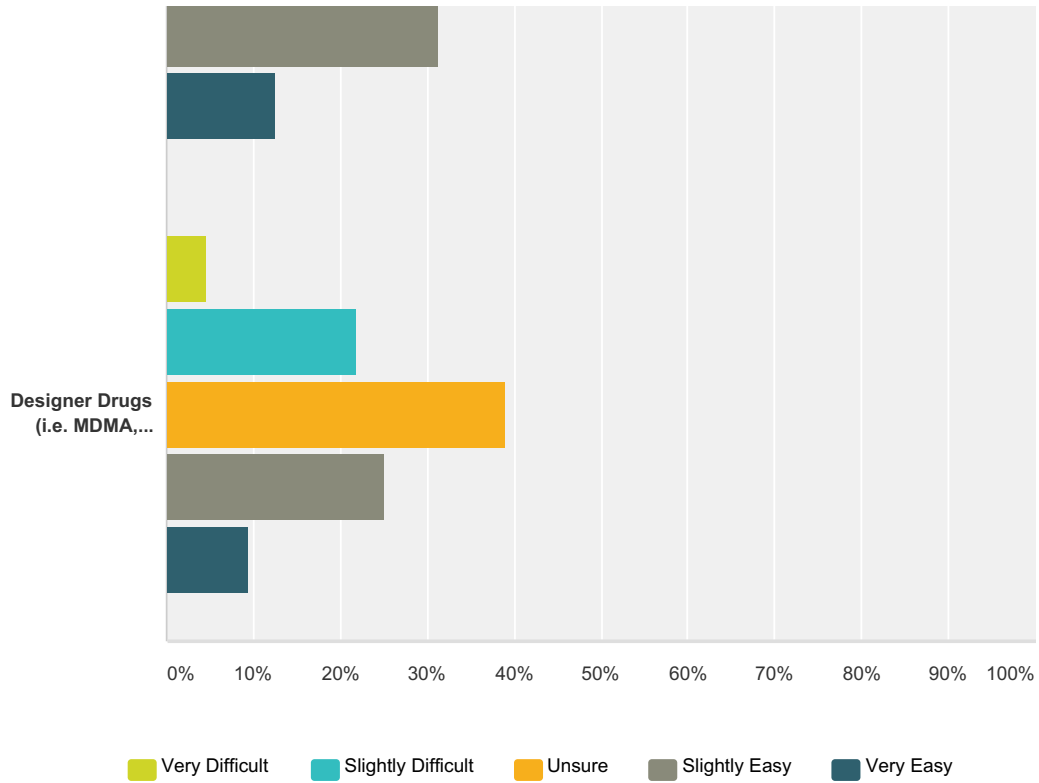
Alcohol	26.15% 17	66.15% 43	7.69% 5	65
Marijuana	23.08% 15	72.31% 47	4.62% 3	65
Cigarettes/Tobacco	12.31% 8	87.69% 57	0.00% 0	65
Prescription drugs without a doctor's orders	3.08% 2	92.31% 60	4.62% 3	65
Designer drugs (molly, MDMA, ecstasy, etc)	1.54% 1	95.38% 62	3.08% 2	65

Q16 Please rank how difficult or easy you think it is for youth in our community to gain access to the following substances:

Answered: 64 Skipped: 24



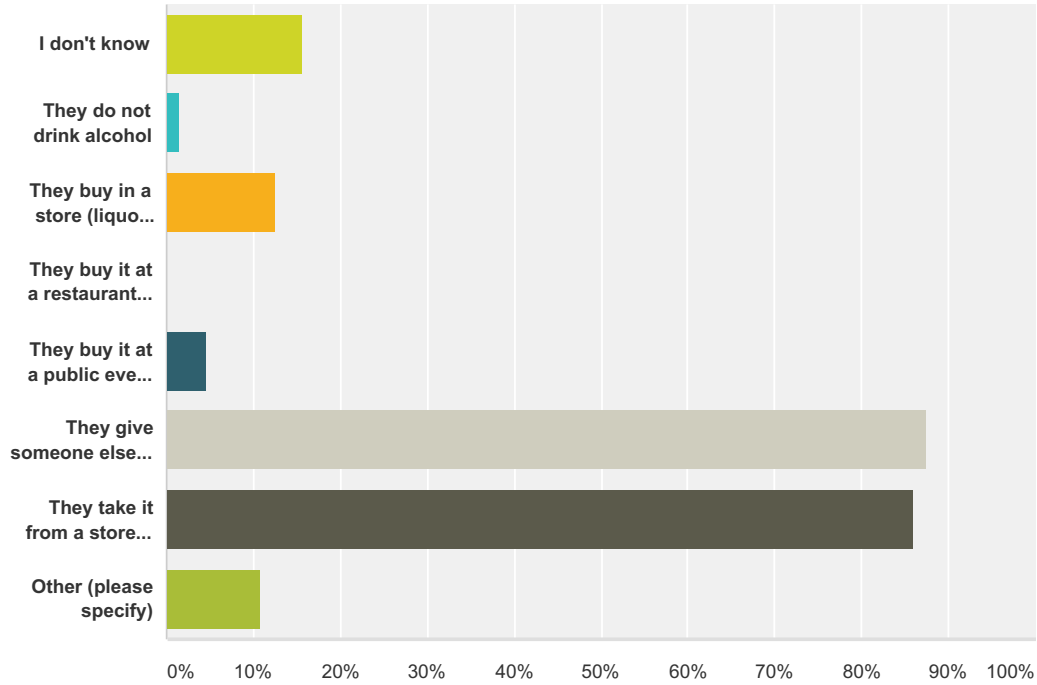
Martha's Vineyard Youth Task Force: Parent Survey '13



	Very Difficult	Slightly Difficult	Unsure	Slightly Easy	Very Easy	Total
Beer, Wine, or Hard Liquor	1.56% 1	18.75% 12	10.94% 7	31.25% 20	37.50% 24	64
Marijuana	1.56% 1	9.38% 6	6.25% 4	25.00% 16	57.81% 37	64
Tobacco	0.00% 0	7.81% 5	12.50% 8	20.31% 13	59.38% 38	64
Prescription Pills (without doctor's orders)	1.56% 1	21.88% 14	32.81% 21	31.25% 20	12.50% 8	64
Designer Drugs (i.e. MDMA, Ecstasy, "Molly")	4.69% 3	21.88% 14	39.06% 25	25.00% 16	9.38% 6	64

**Q17 If Martha's Vineyard high school students wanted to drink alcohol, where do you think they could get it most easily?
(Please mark your top three choices)**

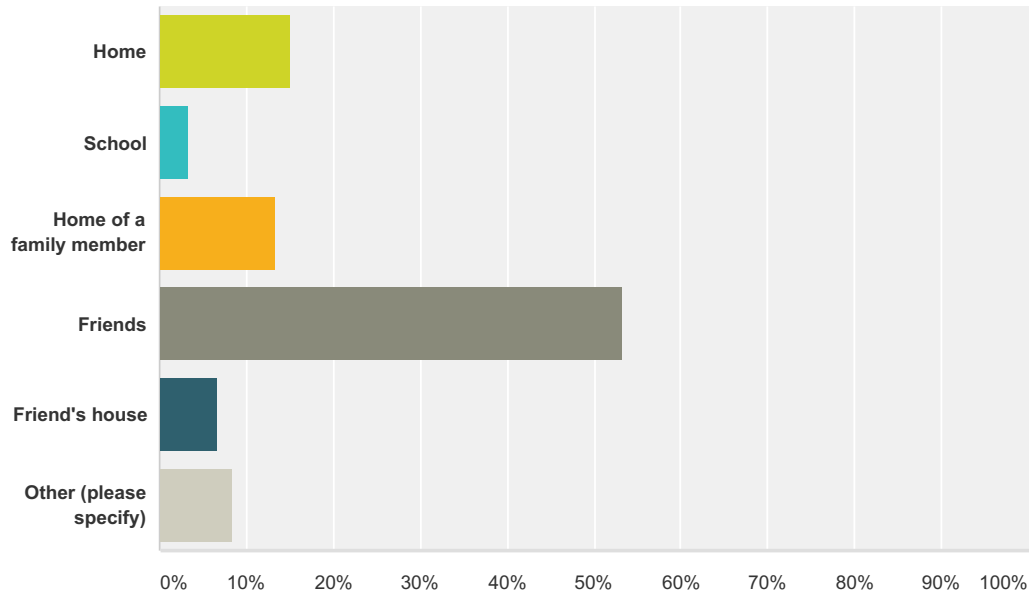
Answered: 64 Skipped: 24



Answer Choices	Responses
I don't know	15.63% 10
They do not drink alcohol	1.56% 1
They buy in a store (liquor store, convenience store, supermarket, discount store, or gas station)	12.50% 8
They buy it at a restaurant, bar, or club	0.00% 0
They buy it at a public event such as a concert or sporting event	4.69% 3
They give someone else money to buy it for them	87.50% 56
They take it from a store or family member	85.94% 55
Other (please specify)	10.94% 7
Total Respondents: 64	

Q18 Where do you believe Martha's Vineyard high school students obtain prescription drugs without a doctor's order?

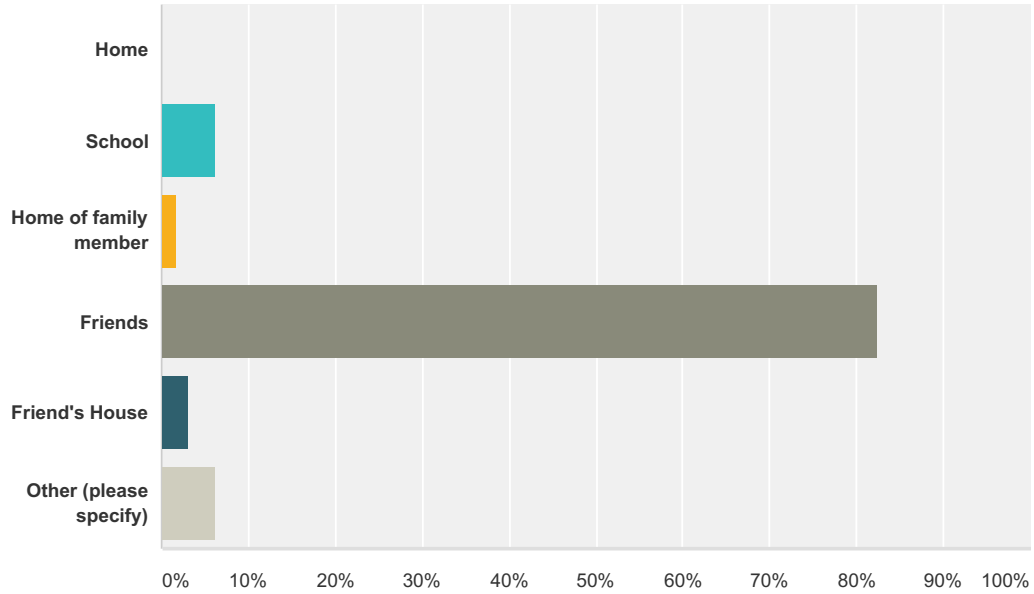
Answered: 60 Skipped: 28



Answer Choices	Responses	Count
Home	15.00%	9
School	3.33%	2
Home of a family member	13.33%	8
Friends	53.33%	32
Friend's house	6.67%	4
Other (please specify)	8.33%	5
Total		60

Q19 Where do you believe Martha's Vineyard high school students obtain marijuana?

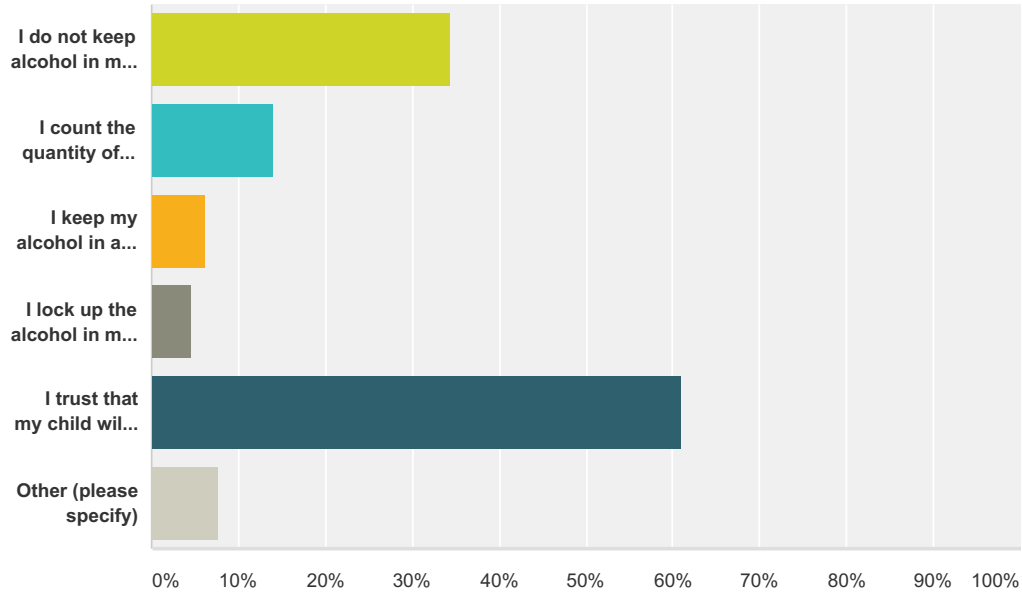
Answered: 63 Skipped: 25



Answer Choices	Responses	
Home	0.00%	0
School	6.35%	4
Home of family member	1.59%	1
Friends	82.54%	52
Friend's House	3.17%	2
Other (please specify)	6.35%	4
Total		63

Q20 What steps do you take to ensure that your high school aged child does not drink alcohol in your home? (Select all that apply)

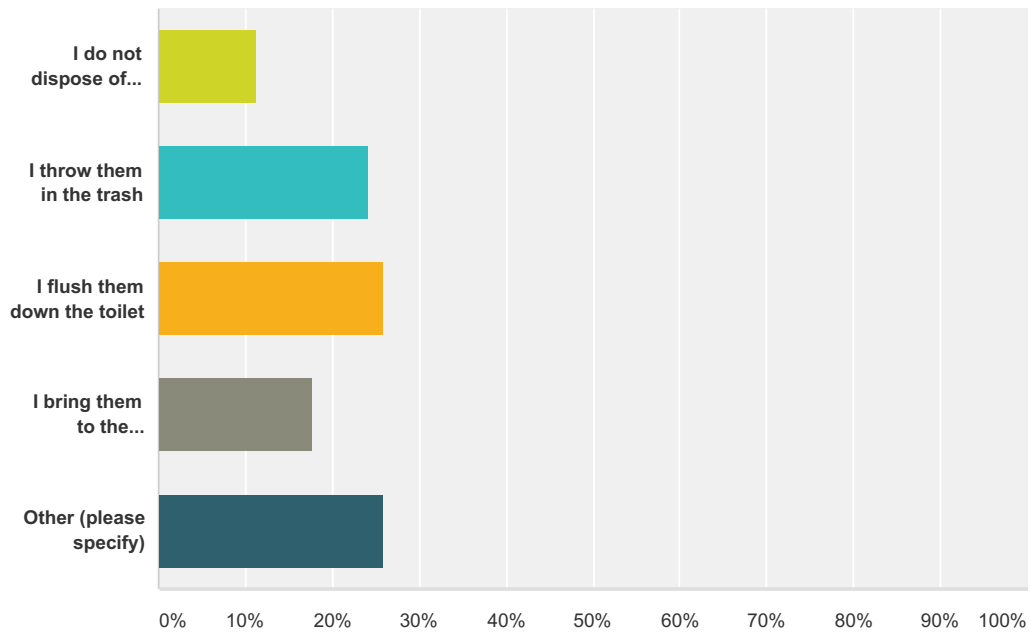
Answered: 64 Skipped: 24



Answer Choices	Responses
I do not keep alcohol in my home	34.38% 22
I count the quantity of alcohol in my home	14.06% 9
I keep my alcohol in an undisclosed location	6.25% 4
I lock up the alcohol in my home	4.69% 3
I trust that my child will not drink alcohol without my permission in my home	60.94% 39
Other (please specify)	7.81% 5
Total Respondents: 64	

Q21 How do you dispose of unused prescription medications?

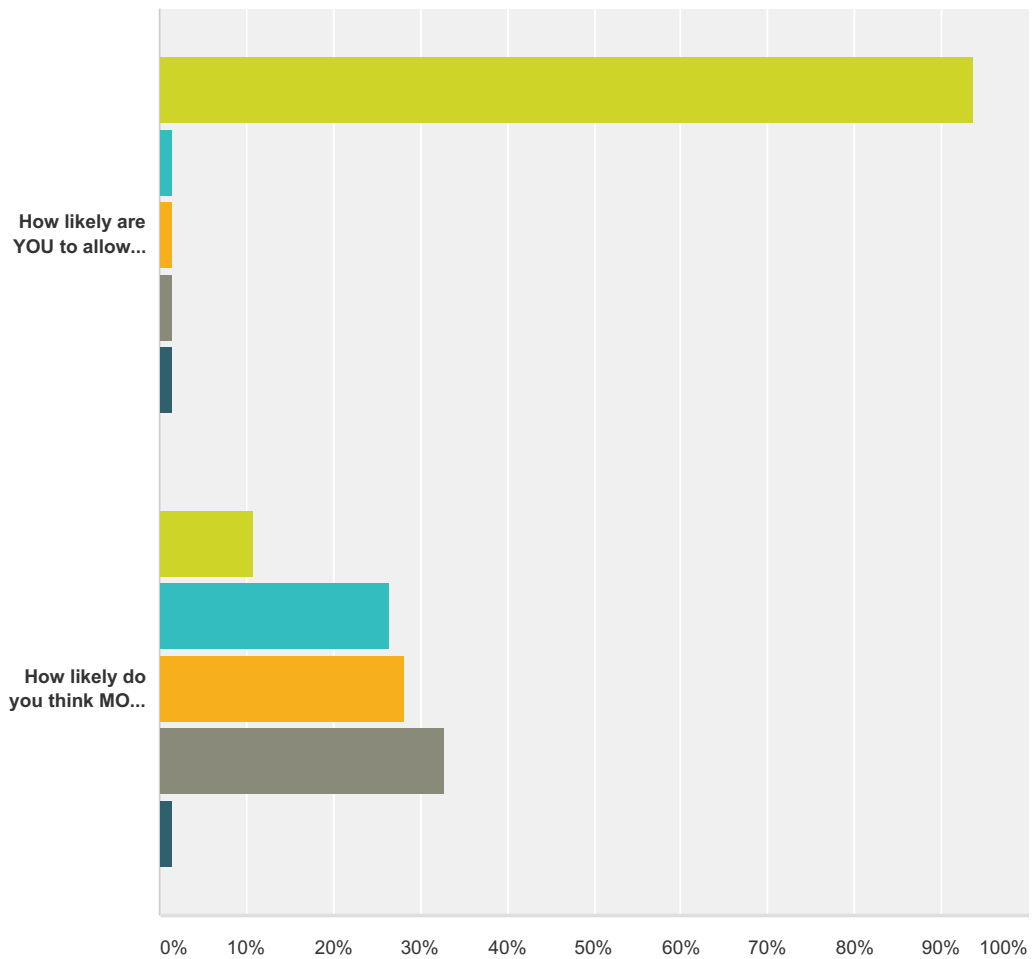
Answered: 62 Skipped: 26



Answer Choices	Responses
I do not dispose of unused prescription medications	11.29% 7
I throw them in the trash	24.19% 15
I flush them down the toilet	25.81% 16
I bring them to the prescription disposal lock box at my local police station	17.74% 11
Other (please specify)	25.81% 16
Total Respondents: 62	

Q22 Please select the most accurate response

Answered: 64 Skipped: 24

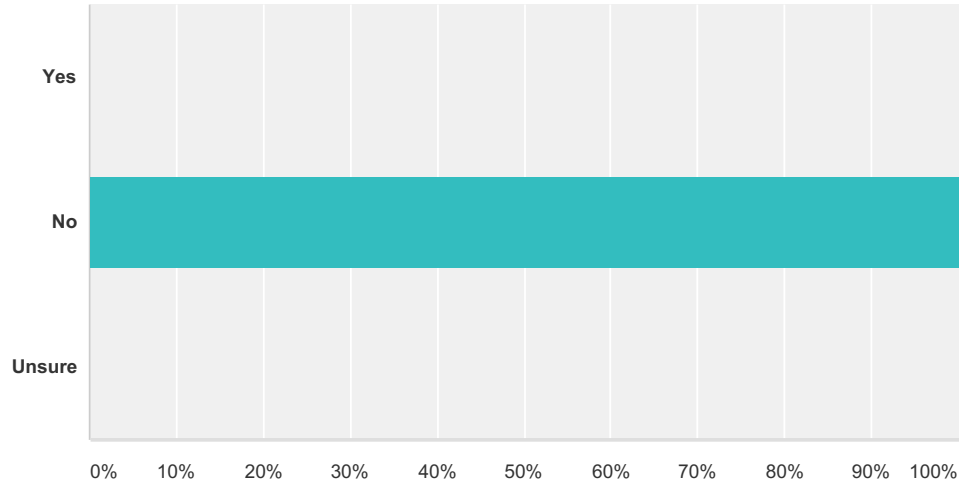


■ Not at all likely
 ■ Somewhat unlikely
 ■ Neutral/Unsure
 ■ Somewhat likely
■ Very Likely

	Not at all likely	Somewhat unlikely	Neutral/Unsure	Somewhat likely	Very Likely	Total
How likely are YOU to allow your teen and their friends to drink in your home?	93.75% 60	1.56% 1	1.56% 1	1.56% 1	1.56% 1	64
How likely do you think MOST MARTHA'S VINEYARD PARENTS would be to allow their teen and their friends to drink in their home?	10.94% 7	26.56% 17	28.13% 18	32.81% 21	1.56% 1	64

Q23 If asked, would YOU be willing to purchase alcohol for a person under the age of 21 who is not your own child?

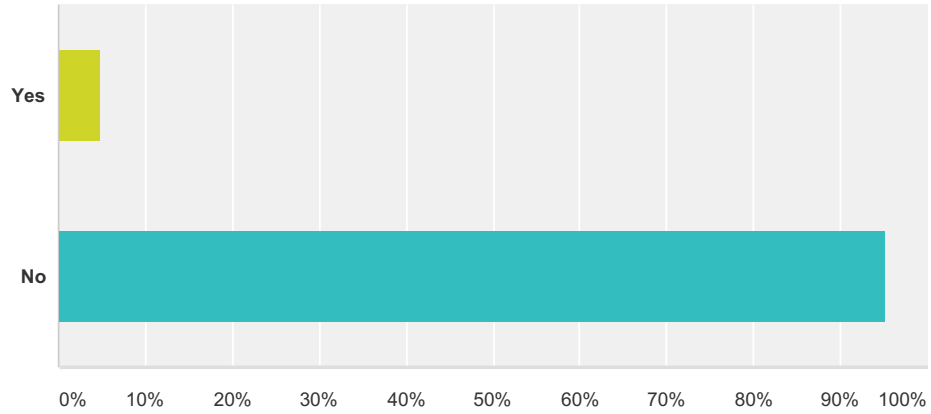
Answered: 63 Skipped: 25



Answer Choices	Responses	Count
Yes	0.00%	0
No	100.00%	63
Unsure	0.00%	0
Total		63

Q24 In the last year, did YOU provide alcohol to your high school student (not including for religious reasons)?

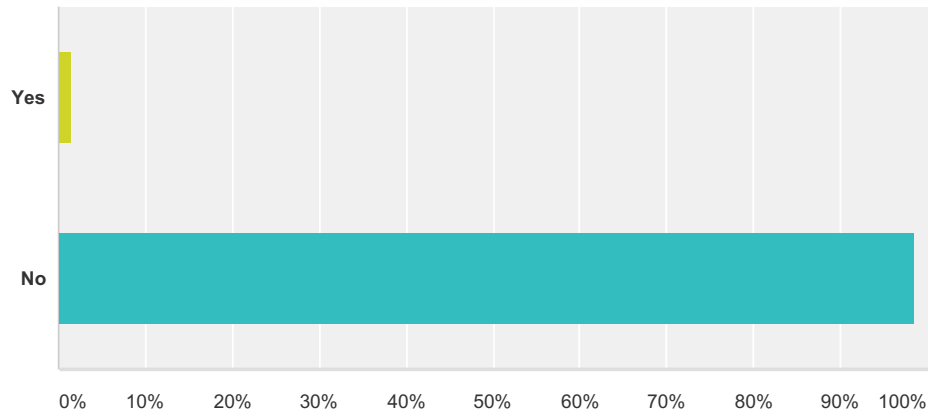
Answered: 62 Skipped: 26



Answer Choices	Responses	
Yes	4.84%	3
No	95.16%	59
Total		62

Q25 In the last year, did YOU provide alcohol to other minors?

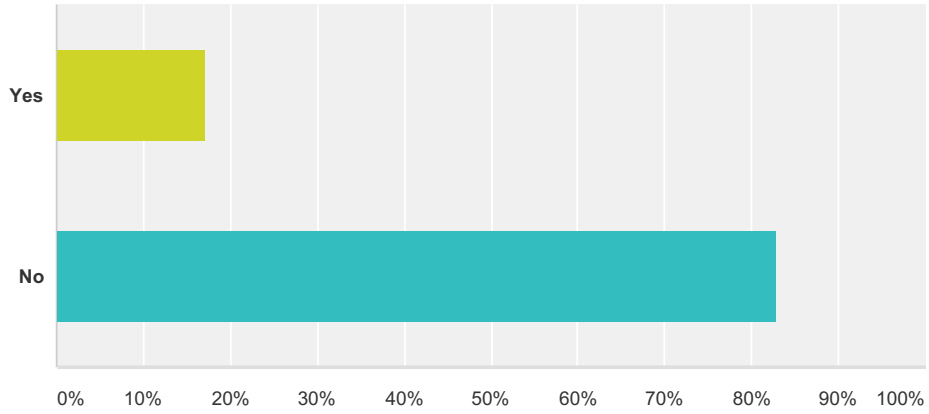
Answered: 64 Skipped: 24



Answer Choices	Responses
Yes	1.56% 1
No	98.44% 63
Total	64

Q26 In the past year do you think MOST MARTHA'S VINEYARD PARENTS provided alcohol to their own high school student (not including for religious reasons)?

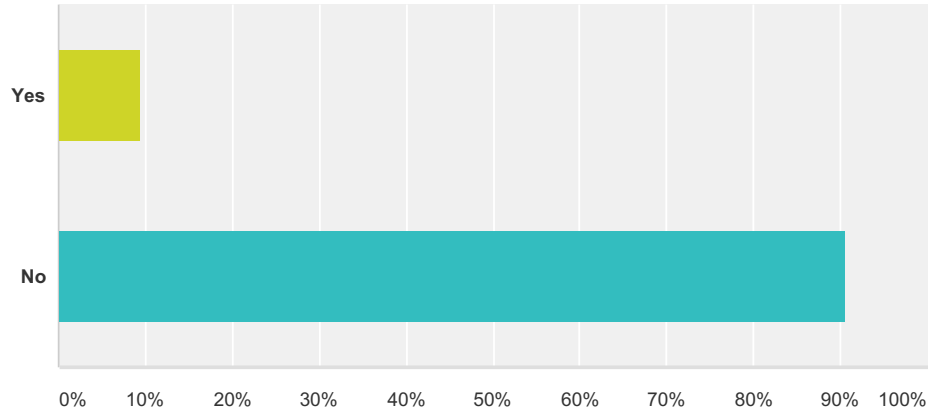
Answered: 64 Skipped: 24



Answer Choices	Responses
Yes	17.19% 11
No	82.81% 53
Total	64

Q27 In the last year, do you think MOST MARTHA'S VINEYARD PARENTS provided alcohol to other minors?

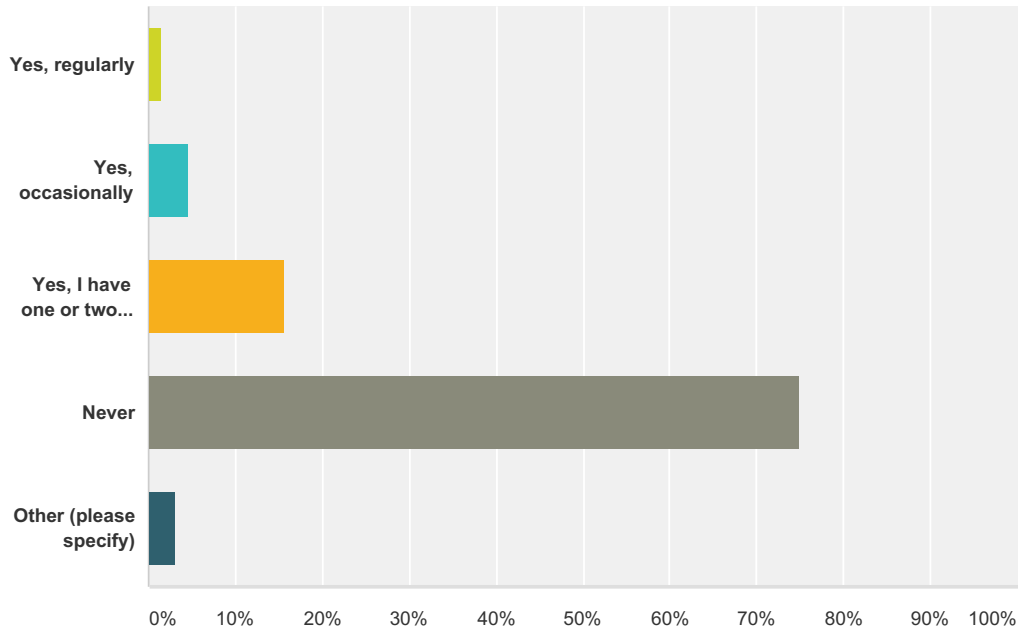
Answered: 64 Skipped: 24



Answer Choices	Responses	
Yes	9.38%	6
No	90.63%	58
Total		64

Q28 Do you allow your high school student to drink in your home with you or other adults, even if it is just a small glass of wine or beer with dinner (not including for religious purposes)?

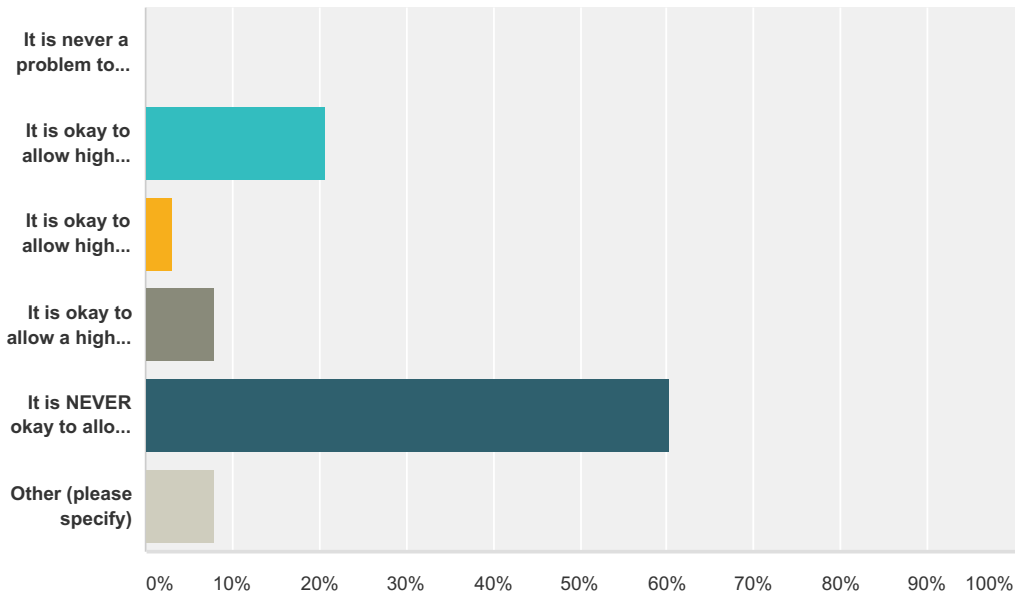
Answered: 64 Skipped: 24



Answer Choices	Responses
Yes, regularly	1.56% 1
Yes, occasionally	4.69% 3
Yes, I have one or two times	15.63% 10
Never	75.00% 48
Other (please specify)	3.13% 2
Total	64

Q29 Which statement best reflects how you feel about allowing high school students to drink alcohol at home?

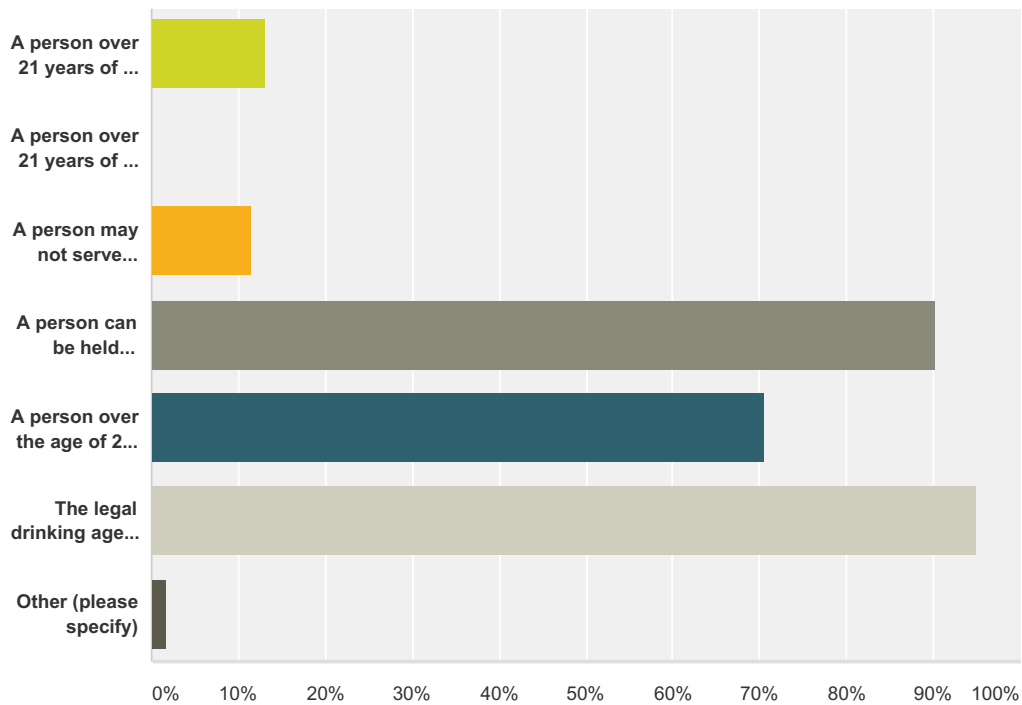
Answered: 63 Skipped: 25



Answer Choices	Responses	
It is never a problem to allow high school students to drink at home	0.00%	0
It is okay to allow high school students to drink alcohol at home if it is part of a cultural or family ritual	20.63%	13
It is okay to allow high school students to drink alcohol at home if an adult supervises them	3.17%	2
It is okay to allow a high school student to drink alcohol at home, but only if it is your own child	7.94%	5
It is NEVER okay to allow high school students to drink alcohol at home	60.32%	38
Other (please specify)	7.94%	5
Total		63

Q30 Which of the following are current laws in Massachusetts? (Select all that apply)

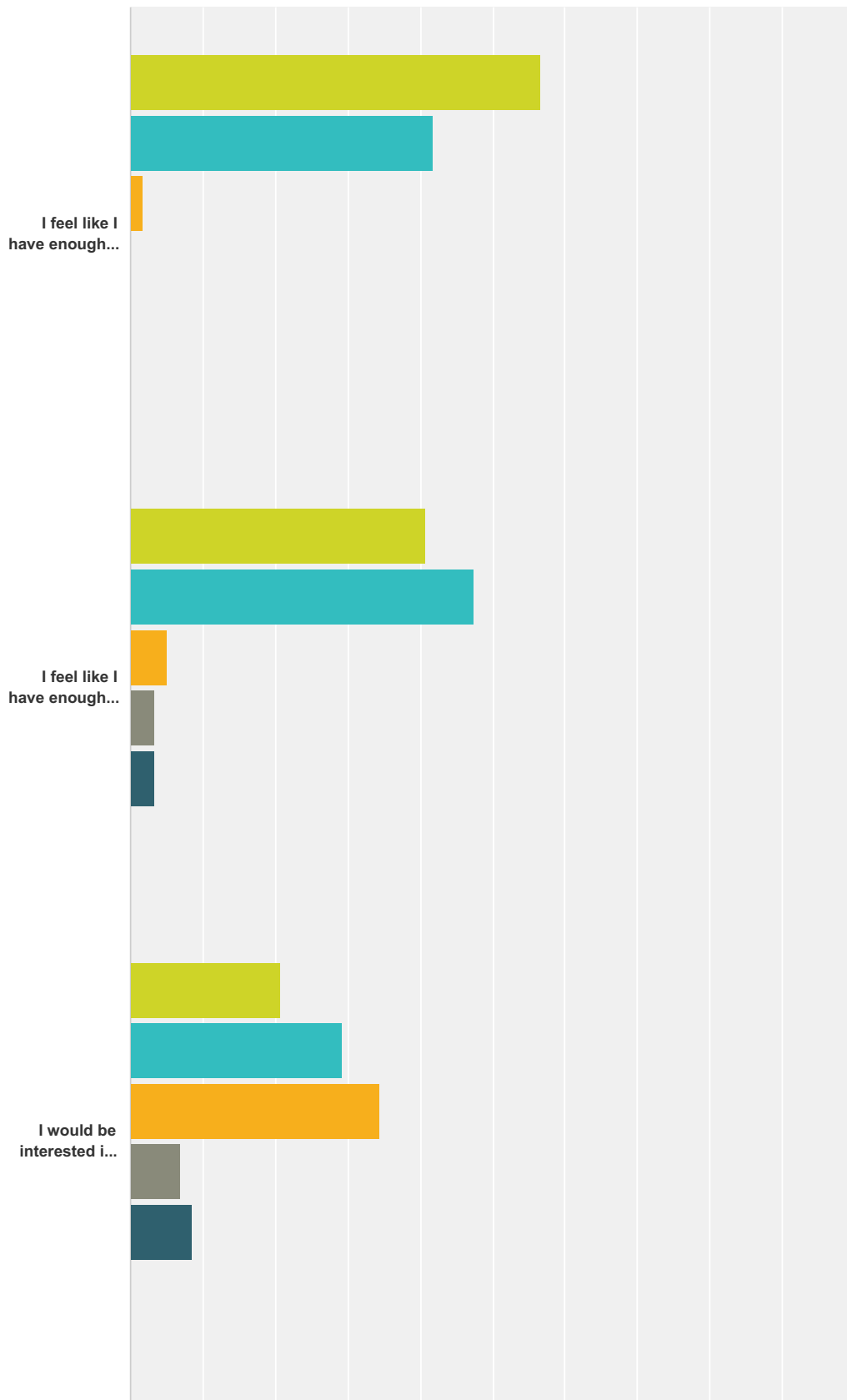
Answered: 61 Skipped: 27



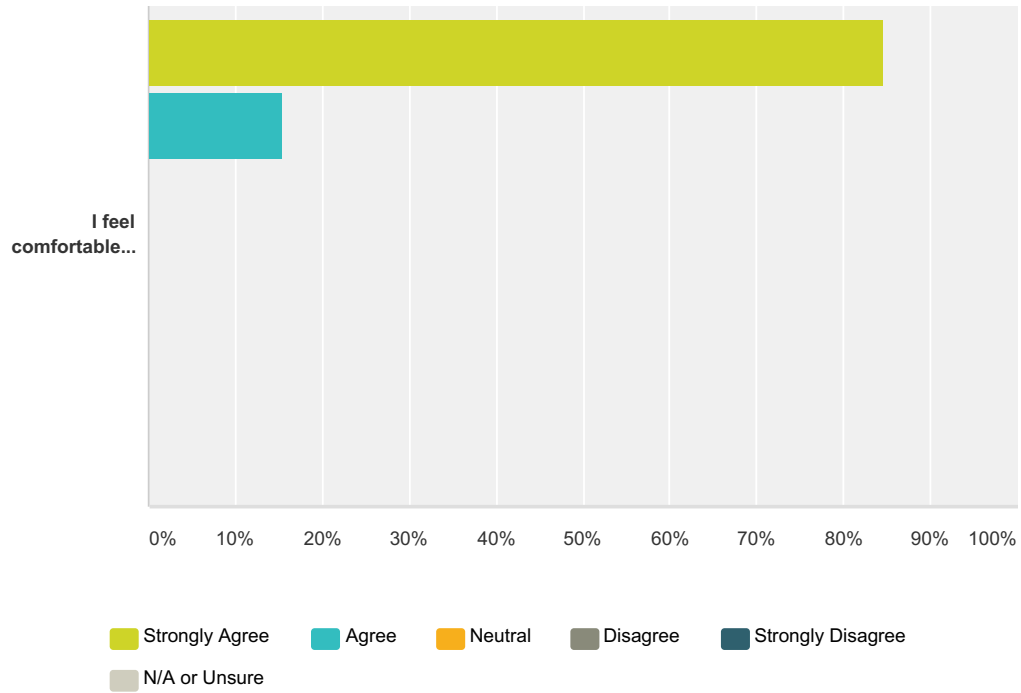
Answer Choices	Responses
A person over 21 years of age may not buy alcohol for a person under 21 years of age, unless their relationship is that of a parent and child or husband and wife.	13.11% 8
A person over 21 years of age may purchase alcohol for their child at a restaurant.	0.00% 0
A person may not serve someone under 21 years of age alcohol, unless their relationship is that of a parent and child or husband and wife.	11.48% 7
A person can be held financially responsible if their child or guest injures or kills another person after they permit their child or guest to drink alcohol in their home or on other property they control.	90.16% 55
A person over the age of 21 may not serve alcohol to anyone under 21, even in their own home.	70.49% 43
The legal drinking age in Massachusetts is 21 years of age.	95.08% 58
Other (please specify)	1.64% 1
Total Respondents: 61	

Q31 Please mark the circle that best represents your opinion on the follow

Answered: 60 Skipped: 28



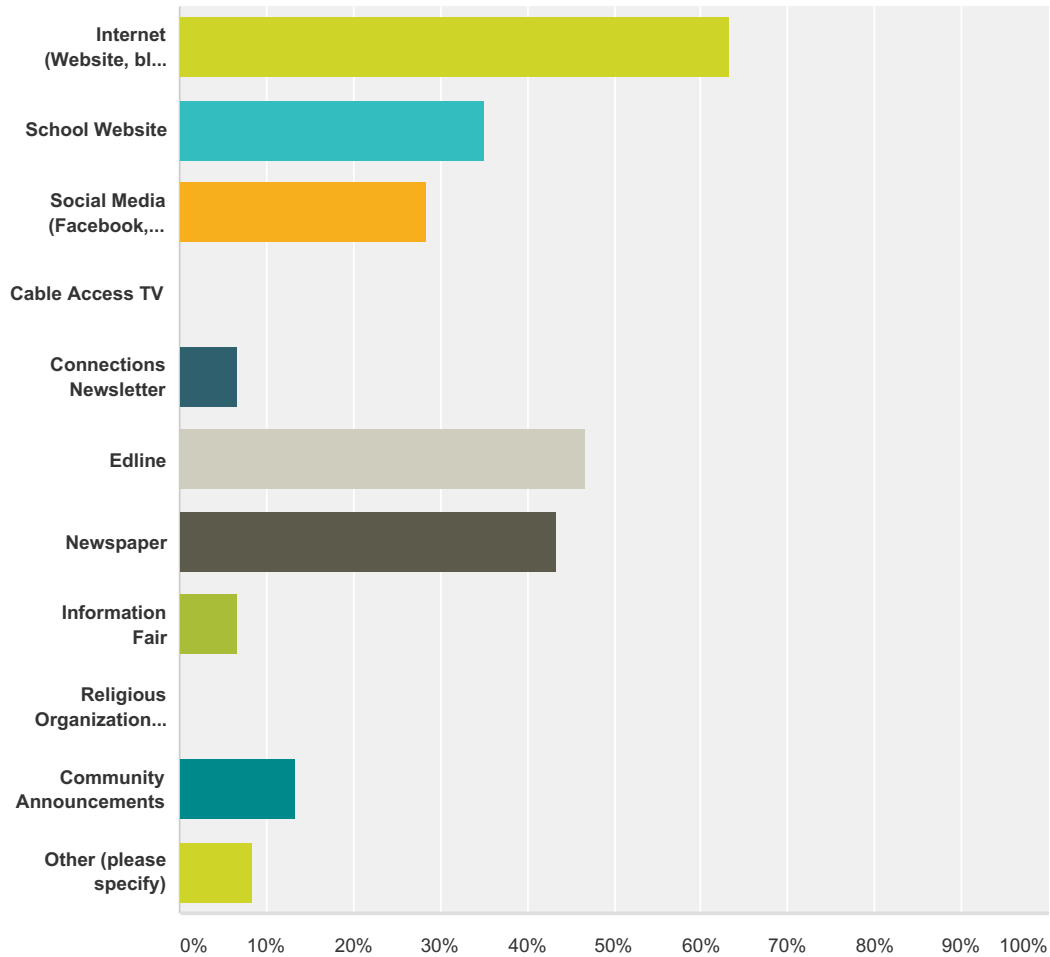
Martha's Vineyard Youth Task Force: Parent Survey '13



	Strongly Agree	Agree	Neutral	Disagree	Strongly Disagree	N/A or Unsure	Total
I feel like I have enough information to talk with my child about alcohol and other drugs	56.67% 34	41.67% 25	1.67% 1	0.00% 0	0.00% 0	0.00% 0	60
I feel like I have enough information about how to get help if my child has a problem with alcohol or other drugs	40.68% 24	47.46% 28	5.08% 3	3.39% 2	3.39% 2	0.00% 0	59
I would be interested in learning more about teen alcohol and other drug use	20.69% 12	29.31% 17	34.48% 20	6.90% 4	8.62% 5	0.00% 0	58
I feel comfortable talking to my child about alcohol and drug non-use	84.48% 49	15.52% 9	0.00% 0	0.00% 0	0.00% 0	0.00% 0	58

Q32 What is the best way for you to receive information about TEEN ALCOHOL AND OTHER DRUG USE? (Please mark your top three choices)

Answered: 60 Skipped: 28



Answer Choices	Responses
Internet (Website, blog, etc)	63.33% 38
School Website	35.00% 21
Social Media (Facebook, Twitter, etc)	28.33% 17
Cable Access TV	0.00% 0
Connections Newsletter	6.67% 4
Edline	46.67% 28
Newspaper	43.33% 26
Information Fair	6.67% 4
Religious Organization Announcements	0.00% 0

Martha's Vineyard Youth Task Force: Parent Survey '13

Community Announcements	13.33%	8
Other (please specify)	8.33%	5
Total Respondents: 60		

Q33 How do you believe we can reduce youth substance use on Martha's Vineyard?

Answered: 46 Skipped: 42